



INTERNATIONAL APPLICATION PUBLISHED UNDER THE PATENT COOPERATION TREATY (PCT)

(51) International Patent Classification ⁶ : A61K 31/18, 31/42, 31/425	A1	(11) International Publication Number: WO 97/37646 (43) International Publication Date: 16 October 1997 (16.10.97)
<p>(21) International Application Number: PCT/US97/05324</p> <p>(22) International Filing Date: 1 April 1997 (01.04.97)</p> <p>(30) Priority Data: 60/014,861 4 April 1996 (04.04.96) US</p> <p>(71) Applicant: BRISTOL-MYERS SQUIBB COMPANY [US/US]; P.O. Box 4000, Princeton, NJ 08543-4000 (US).</p> <p>(72) Inventors: CHENG, Peter, T., W.; 4221 Fieldcrest Court, Lawrenceville, NJ 08648 (US). BISACCHI, Gregory, S.; 130 Mountain Road, Ringoes, NJ 08551 (US). GAVAI, Ashvinikumar, V.; 10 Tennyson Drive, Plainsboro, NJ 08536 (US). POSS, Kathleen, M.; 15 Valerie Lane, Lawrenceville, NJ 08468 (US). RYONO, Denis, E.; 28 Marion Road West, Princeton, NJ 08540 (US). SHER, Philip, M.; 18 Mifflin Court, Plainsboro, NJ 08536 (US). SUN, Chong-Qing; 527 Dutch Neck Road, East Windsor, NJ 08520 (US). WASHBURN, William, N.; 120 Pleasant Valley Road, Titusville, NJ 08560 (US).</p> <p>(74) Agents: RODNEY, Burton et al.; Bristol-Myers Squibb Company, P.O. Box 4000, Princeton, NJ 08543-4000 (US).</p>	<p>(81) Designated States: AL, AM, AT, AU, AZ, BB, BG, BR, BY, CA, CH, CN, CZ, DE, DK, EE, ES, FI, GB, GE, HU, IL, IS, JP, KE, KG, KP, KR, KZ, LK, LR, LS, LT, LU, LV, MD, MG, MK, MN, MW, MX, NO, NZ, PL, PT, RO, RU, SD, SE, SG, SI, SK, TJ, TM, TR, TT, UA, UG, UZ, VN, ARIPO patent (GH, KE, LS, MW, SD, SZ, UG), Eurasian patent (AM, AZ, BY, KG, KZ, MD, RU, TJ, TM), European patent (AT, BE, CH, DE, DK, ES, FI, FR, GB, GR, IE, IT, LU, MC, NL, PT, SE), OAPI patent (BF, BJ, CF, CG, CI, CM, GA, GN, ML, MR, NE, SN, TD, TG).</p> <p>Published <i>With international search report. Before the expiration of the time limit for amending the claims and to be republished in the event of the receipt of amendments.</i></p>	

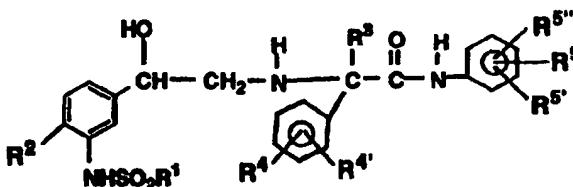
(54) Title: CATECHOLAMINE SURROGATES USEFUL AS β_3 AGONISTS

(57) Abstract

Compounds of formula (I) and pharmaceutically acceptable salts thereof. As used in formula (I), and throughout the specification, the symbols have the following meanings:

R^1 is lower alkyl, aryl or arylalkyl; R^2 is hydrogen, hydroxyl, hydroxymethyl or halogen; R^3 is hydrogen or alkyl; R^4

and R^4 are independently hydrogen, alkoxy, alkoxymethyl, hydroxyl, -CN, -CON(R^6) R^7 , -CO $_2R^6$, -N(R^6) R^6 , -NR 6 COR 8 , -NR 6 SO $_2R^1$; or R^4 and R^4 may together with the carbon atoms to which they are bonded form a heterocycle; R^5 , R^5 and $R^{5'}$ are independently A or B, wherein A is hydrogen, alkyl, cycloalkyl, halogen, hydroxyl, aryl, alkoxy, cyano, -SR 7 , -SOR 7 , -SO $_2R^7$, -N(R^6) R^6 , -NR 6 COR 8 , -OCH $_2$ CON(R^6) R^6 , -OCH $_2$ CO $_2R^6$, CON(R^6) R^6 , -CO $_2R^6$; and B is -(CH $_2$) $_n$ N(R^6) R^6 , -(CH $_2$) $_m$ PO(OR 6)OR 6 , -(CH $_2$) $_n$ NR 6 COR 8 , -O-aryl, -OCH $_2$ CH $_2$ N(R^6) R^6 , -COR 7 , -SO $_2$ N(R^6) R^6 , -NR 6 CO $_2R^7$, -NR 6 CO(N(R^6) R^6), heterocycle or -R 5 and R 5 may together with the carbon atoms to which they are bonded form a heterocycle, provided that at least one of R 5 , R 5 and R $^{5'}$ is B; R^6 and R^6 are independently hydrogen or lower alkyl; R^7 is lower alkyl; R^8 is hydrogen, lower alkyl, aryl or arylalkyl; m is an integer of 0 to 6; and n is an integer of 1 to 6. These compounds are beta three adrenergic receptor agonists and are useful, therefore for example, in the treatment of diabetes, obesity and gastrointestinal diseases.



NO

(I)

FOR THE PURPOSES OF INFORMATION ONLY

Codes used to identify States party to the PCT on the front pages of pamphlets publishing international applications under the PCT.

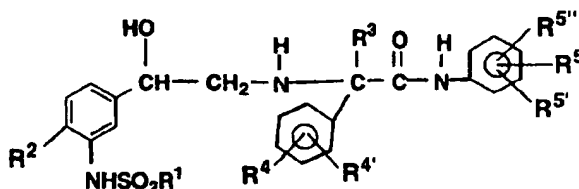
AL	Albania	ES	Spain	LS	Lesotho	SI	Slovenia
AM	Armenia	FI	Finland	LT	Lithuania	SK	Slovakia
AT	Austria	FR	France	LU	Luxembourg	SN	Senegal
AU	Australia	GA	Gabon	LV	Latvia	SZ	Swaziland
AZ	Azerbaijan	GB	United Kingdom	MC	Monaco	TD	Chad
BA	Bosnia and Herzegovina	GE	Georgia	MD	Republic of Moldova	TG	Togo
BB	Barbados	GH	Ghana	MG	Madagascar	TJ	Tajikistan
BE	Belgium	GN	Guinea	MK	The former Yugoslav Republic of Macedonia	TM	Turkmenistan
BF	Burkina Faso	GR	Greece	ML	Mali	TR	Turkey
BG	Bulgaria	HU	Hungary	MN	Mongolia	TT	Trinidad and Tobago
BJ	Benin	IE	Ireland	MR	Mauritania	UA	Ukraine
BR	Brazil	IL	Israel	MW	Malawi	UG	Uganda
BY	Belarus	IS	Iceland	MX	Mexico	US	United States of America
CA	Canada	IT	Italy	NE	Niger	UZ	Uzbekistan
CF	Central African Republic	JP	Japan	NL	Netherlands	VN	Viet Nam
CG	Congo	KE	Kenya	N	Norway	YU	Yugoslavia
CH	Switzerland	KG	Kyrgyzstan	NZ	New Zealand	ZW	Zimbabwe
CI	Côte d'Ivoire	KP	Democratic People's Republic of Korea	PL	Poland		
CM	Cameroon	KR	Republic of Korea	PT	Portugal		
CN	China	KZ	Kazakstan	RO	Romania		
CU	Cuba	LC	Saint Lucia	RU	Russian Federation		
CZ	Czech Republic	LI	Liechtenstein	SD	Sudan		
DE	Germany	LK	Sri Lanka	SE	Sweden		
DK	Denmark	LR	Liberia	SG	Singapore		
EE	Estonia						

CATECHOLAMINE SURROGATES USEFUL AS β_3
AGONISTS

5 **Brief Description of the Invention**

The present invention is directed to compounds of the formula

I



10 and pharmaceutically acceptable salts thereof. As used in formula I, and throughout the specification, the symbols have the following meanings:

R^1 is lower alkyl, aryl or arylalkyl;

R^2 is hydrogen, hydroxyl, hydroxymethyl or

15 halogen;

R^3 is hydrogen or alkyl;

R^4 and $R^{4'}$ are independently hydrogen, alkoxy, alkoxymethyl, hydroxyl, -CN, -CON(R^6) $R^{6'}$, -CO $_2$ R^6 , -N(R^6) $R^{6'}$, -NR 6 COR 8 , -NR 6 SO $_2$ R^1 ; or R^4 and $R^{4'}$ may together with the

20 carbon atoms to which they are bonded form a heterocycle;

R^5 , $R^{5'}$ and $R^{5''}$ are independently A or B, wherein A is hydrogen, alkyl, cycloalkyl, halogen, hydroxyl, aryl, alkoxy, cyano, -SR 7 , -SOR 7 , -SO $_2$ R^7 , -N(R^6) $R^{6'}$, -NR 6 COR 8 , -OCH $_2$ CON(R^6) $R^{6'}$, -OCH $_2$ CO $_2$ R^6 , CON(R^6) $R^{6'}$, -CO $_2$ R^6 ; and B is -(CH $_2$) $_n$ N(R^6) $R^{6'}$, -(CH $_2$) $_m$ PO(OR 6)OR 6 , -(CH $_2$) $_n$ NR 6 COR 8 , -O-aryl, -OCH $_2$ CH $_2$ N(R^6) $R^{6'}$, -COR 7 , -SO $_2$ N(R^6) $R^{6'}$, -NR 6 CO $_2$ R^7 , -NR 6 CO(N(R^6) $R^{6'}$), heterocycle or - R^5 and $R^{5'}$ may together with the carbon atoms to which they are bonded form a heterocycle; provided that at least one of R^5 , $R^{5'}$ and $R^{5''}$ is B;

30 R^6 and $R^{6'}$ are independently hydrogen or lower alkyl;

R^7 is lower alkyl;

R^8 is hydrogen, lower alkyl, aryl or arylalkyl;

m is an integer of 0 to 6; and

n is an integer of 1 to 6.

The compounds of formula I possess activity at the beta three adrenergic receptor in mammals and are useful in the treatment of diabetes, obesity, and intestinal hypermotility disorders.

Description of the Invention

The present invention provides for compounds of formula I, pharmaceutical compositions employing such compounds and for methods of using such compounds. Listed below are definitions of various terms used to describe the compounds of the instant invention. These definitions apply to the terms as they are used throughout the specification (unless they are otherwise limited in specific instances) either individually or as part of a larger group.

The term "alkyl" refers to optionally substituted, straight and branched chain saturated hydrocarbon groups having 1 to 12 carbon atoms. Exemplary unsubstituted such groups include methyl, ethyl, propyl, isopropyl, n-butyl, t-butyl, isobutyl, pentyl, hexyl, isohexyl, heptyl, 4,4-dimethylpentyl, octyl, 2,2,4-trimethylpentyl, nonyl, decyl, undecyl, dodecyl, and the like. Exemplary substituents include one or more of the following groups: halo (such as CCl_3 or CF_3), aryl, alkylaryl, haloaryl, cycloalkyl, (cycloalkyl)alkyl, hydroxyl, alkylamino, thiol, alkylthio or Y substituents where Y is -CN, alkoxy, $-\text{CON}(\text{R}^6)\text{R}^6$, $-\text{CO}_2\text{R}^7$, $-\text{N}(\text{R}^6)\text{R}^6$, $-\text{PO}(\text{OR}^6)\text{OR}^6$, $-\text{NR}^6\text{COR}^8$, or $-\text{N}(\text{R}^6)\text{SO}_2\text{R}^1$.

The term "lower alkyl" as employed herein includes such alkyl groups as described above containing 1 to 6 carbon atoms.

The term "alkoxy" refers to any of the above alkyl groups linked to an oxygen atom.

The term "lower alkoxy" refers to any of the above lower alkyl groups linked to an oxygen atom.

The term "aryl" refers to monocyclic or bicyclic aromatic groups containing from 6 to 10 carbons in the ring portion, such as phenyl, naphthyl, substituted phenyl or substituted naphthyl where in the substituent on either the phenyl or naphthyl may

be 1, 2 or 3 lower alkyl groups, halogens or 1, 2 or 3 lower alkoxy groups. Phenyl and substituted phenyl are preferred.

The term "halogen" or "halo" refers to chlorine, bromine, fluorine or iodine.

- 5 The term "heterocycle" refers to fully saturated or unsaturated rings of 5 or 6 atoms containing one or two oxygen and/or sulfur atoms and/or one to four nitrogen atoms provided that the total number of hetero atoms in the ring is four or less. The hetero ring is attached by way of an available atom.
- 10 Preferred monocyclic heterocycle groups include 2- and 3-thienyl, 2-thiazole, 2-oxazole, 2- and 3-furyl, 2-, 3- and 4-pyridyl and imidazolyl. The term heterocycle also includes bicyclic rings wherein the five- or six-membered ring containing oxygen and/or sulfur and/or nitrogen atoms as defined above is fused to
- 15 a benzene ring and the bicyclic ring is attached by way of an available carbon atom. Preferred bicyclic heterocycle groups include 4-, 5-, 6- or 7-indolyl, 4-, 5-, 6- or 7-isoindolyl, 5-, 6-, 7- or 8-quinolinyl, 5-, 6-, 7- or 8-isoquinolinyl, 4-, 5-, 6- or 7-benzothiazolyl, 4-, 5-, 6- or 7-benzoxazolyl, 4-, 5-, 6- or 7-
- 20 benzimidazolyl, 4-, 5-, 6- or 7-benzoxadiazolyl, 4-, 5-, 6- or 7-benzofuranzanyl, 4-, 5-, 6- or 7-benzodioxolyl and 4-, 5-, 6- or 7-benzofuryl. The term "heterocycle" also includes such monocyclic and bicyclic rings wherein an available carbon atom is substituted with a (C₁-C₄)-alkyl, aryl, (C₁-C₄)-alkylthio,
- 25 (C₁-C₄)-alkoxy, halo, nitro, keto, cyano, hydroxyl, azo, thiazo, amino, -NH-(C₁-C₄)-alkyl, -N((C₁-C₄)-alkyl)₂, -CF₃ or -OCHF₂ or such monocyclic and bicyclic rings wherein two or three available carbons have substituents selected from hydroxyl, methylmethoxy, methylthio, halo, -CF₃, nitro, amino and
- 30 -OCHF₂.

- The compounds of formula I can be converted to salts, in particular pharmaceutically acceptable salts using procedures known to one of ordinary skill in the art. If the compounds of formula I have at least one basic center, they can form acid
- 35 addition salts. These are formed, for example, with strong mineral acids, such as sulfuric acid, phosphoric acid or a hydrohalic acid, with strong organic carboxylic acids, such as

alkanecarboxylic acids of 1 to 4 carbon atoms which are unsubstituted or substituted, for example, by halogen, for example acetic acid, such as saturated or unsaturated dicarboxylic acids, for example oxalic, malonic, succinic, maleic, fumaric, phthalic or terephthalic acid, such as hydroxycarboxylic acids, for example ascorbic, glycolic, lactic, malic, tartaric or citric acid, such as amino acids, for example aspartic or glutamic acid, or such as benzoic acid, or with organic sulfonic acids, such as alkane- (of 1 to 4 carbon atoms) or arylsulfonic acids, for example methane- or p-toluenesulfonic acid. Corresponding acid addition salts can also be formed having, if desired, an additionally present basic center. The compounds of formula I having at least one acid group (for example COOH) can form salts with bases. Suitable salts with bases are, for example, metal salts, such as alkali metal or alkaline earth metal salts, for example sodium, potassium or magnesium salts, or salts with ammonia or an organic amine, such as morpholine, thiomorpholine, piperidine, pyrrolidine, a mono-, di- or tri-lower alkylamine, for example ethyl-, tert-butyl-, diethyl-, diisopropyl-, triethyl-, tributyl- or dimethylpropylamine, or a mono-, di- or trihydroxy lower alkylamine, for example mono-, di- or triethanolamine. Corresponding internal salts may furthermore be formed. Salts which are unsuitable for pharmaceutical uses but which can be employed, for example, for the isolation or purification of free compounds I or their pharmaceutically acceptable salts, are also included.

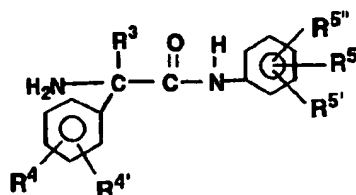
All stereoisomers of the compounds of the instant invention are contemplated, either in admixture or in pure or substantially pure form.

It should be understood that the present invention includes prodrug forms of the compounds of formula I.

The compounds of the instant invention may be in the free or hydrate form, and may be obtained by methods exemplified by the following descriptions.

Compounds of formula I can be prepared by coupling a compound having the formula

II



with compound of formula

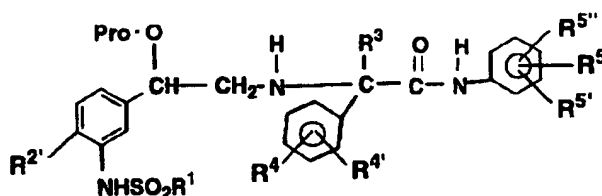
III



5

optionally in the presence of an acid scavenger such as diisopropylethylamine to form a compound of formula

IV



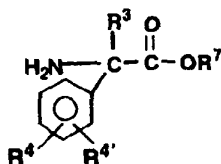
- 10 In formula III and/or IV and throughout the specification, Pro is a suitable protecting group such as triethylsilyl or *t*-butyldimethylsilyl; R^{2'} is hydrogen, hydroxyl, halogen, -CO₂R⁷, -CH₂OPro', or -O-Pro' where Pro' is a suitable protecting group such as benzyl or *t*-butyldimethylsilyl; and L is a leaving group
- 15 such as iodide, bromide, *p*-toluene sulfonate, mesylate or trifluoromethane sulfate.

- Compounds of formula IV, where Pro is triethylsilyl or *t*-butyldimethylsilyl are then sequentially deprotected to form
- 20 compounds of formula I by first treatment with a source of fluoride such as tetrabutylammonium fluoride in a solvent such as tetrahydrofuran or ammonium fluoride in a solvent such as methanol to remove the Pro moiety; and where R^{2'} is O-benzyl, hydrogenolysis in a solvent such as methanol using a catalyst such as Pd or Raney nickel or alternatively treatment with a
- 25 Lewis acid such as BBr₃ in a solvent such as methylene chloride to remove the O-benzyl group; and where R^{2'} is -CO₂R⁷, reduction with a reducing agent such as lithium borohydride in

a solvent such as tetrahydrofuran to generate compounds of formula I where R^2 is $-\text{CH}_2\text{OH}$.

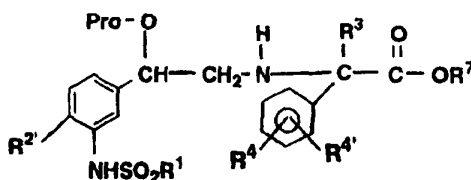
Alternatively, compounds of formula IV may be prepared by initially coupling compounds of formula

5 V



with compounds of formula III to generate compounds of formula

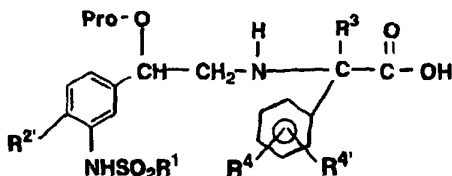
VI



10

where R^2 is not hydroxyl or CO_2R^7 followed by careful hydrolysis using a base such as lithium hydroxide in a solvent such as tetrahydrofuran/methanol/water to generate compounds of formula

15 VII



Subsequently compounds of formula VII are condensed with an appropriate aniline using standard protocols for derivatization of amino acids to generate compounds of formula IV.

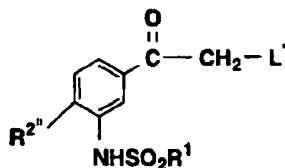
20

A preferred method entails pretreatment of VII in a solvent mixture such as 1,2-dichloroethane/dimethylformamide with 1-hydroxy-7-azabenzotriazole and a water soluble carbodiimide at 0°C prior to reaction with the appropriate aniline. In some instances for compounds of formula VII where

25

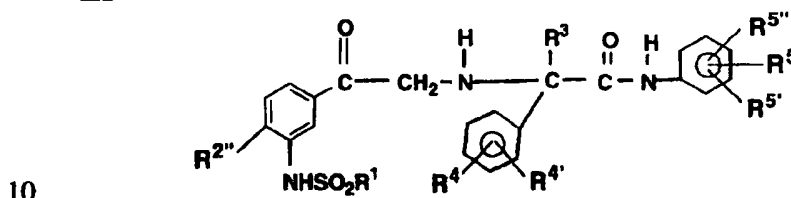
R^2 is O-Pro', it is preferable to deprotect the phenol prior to condensation with the aniline.

Alternatively, compounds of formula I may be prepared by stirring two equivalents of a compound of formula II with one equivalent of a compound of formula VIII



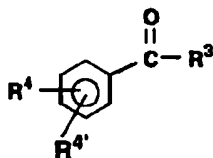
where L' is a leaving group such as bromide, iodide or chloride and R^{2''} is hydrogen, hydroxyl, halogen, -CO₂R⁷, or O-benzyl, to form compounds of formula IX

IX



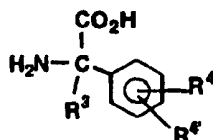
Compounds of formula IX are then converted to compounds of formula I by sequential treatment with a reducing agent such as sodium borohydride (and in the case where R^{2''} is O-benzyl, subsequent hydrogenolysis using a catalyst such as Pd or Raney nickel to remove the O-benzyl group) in a solvent such as methanol; and where R^{2''} is -CO₂R⁷, reduction with a reducing agent such as lithium borohydride in a solvent such as tetrahydrofuran to generate compounds of formula I where R² is -CH₂OH.

20 Compounds of formula II where R³ is hydrogen may be prepared upon sequential treatment of compounds of formula X



25 with aqueous basic ammonium cyanide followed by acid hydrolysis as described by L.B. Crast et al., US. Patent 3,517,023 to produce compounds of formula

XI

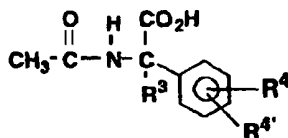


which are then converted to the compounds of formula II, where
 R³ is hydrogen by using standard protocols for derivatization of
 5 amino acids.

Compounds of formula II where R³ is alkyl may be
 prepared upon sequential treatment of compounds of formula X
 with aqueous sodium cyanide and ammonium carbonate
 followed by heating with aqueous sodium or barium hydroxide
 10 as described by C. Bernhart et al., US. Patent 5,268,375 to
 produce compounds of formula XI.

All compounds of formula XI may be converted to
 compounds of formula II where R³ is alkyl using standard
 protocols for derivatization of amino acids; or converted to the
 15 compounds of formula V by heating in an alcohol such as
 ethanol containing a mineral acid such as HCl.

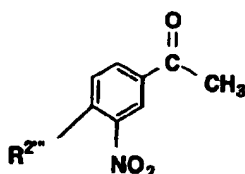
Compounds of formula II or V where R³ is alkyl can be
 prepared in high optical purity upon treatment of compounds of
 formula XI with a reagent such as acetic anhydride in a solvent
 20 such as water to produce compounds of formula
 XII



Subsequent resolution of XII in a solvent such as ethanol
 employing a optically active amine such as α -
 25 methylbenzylamine and subsequent hydrolysis in a solvent
 such as water containing a strong mineral acid such as HCl
 generates optically active compounds of formula XI.

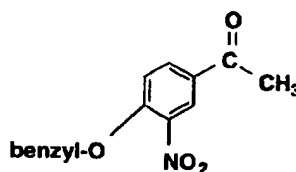
Compounds of formula VIII can be obtained by treatment
 of a *p*-hydroxyphenyl alkyl ketone or a *p*-halophenyl alkyl
 30 ketone, with a nitrating agent such as fuming nitric acid at a
 temperature of about -20°C to 20°C preferably at about -20°C or
 0°C depending on whether R^{2'''} is hydroxyl or halogen to
 generate a compound of formula

XIII

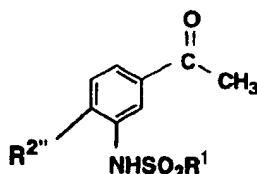


followed by, in the case of hydroxyl, optional alkylation with
benzyl chloride in a solvent such as dimethylformamide or
5 acetone in the presence of a base such as potassium carbonate
to generate compounds of formula

XIV



Subsequent reduction of the compounds of formula XIII or XIV
10 in a solvent such as methanol using hydrogen in the presence of
a catalyst such as platinum oxide or alternatively with
stannous chloride in a solvent such as ethyl acetate followed by
condensation of the reaction product or of a commercially
available 3-aminophenyl alkyl ketone with a sulfonyl chloride in
15 a solvent such as pyridine, generates compounds of the formula
XV



where R^{2''} is hydrogen, hydroxyl, halogen, or O-benzyl.

Compounds of formula XV where R^{2''} is -CO₂R⁷ can be
20 prepared from compounds of formula XV where R^{2''} is bromine
by heating with a Pd⁺² catalyst and carbon monoxide in a
solvent such as toluene /aqueous NaOH as described by V.
Grushin, H. Alper, *Organometallics*, 12, 1890-1901 (1993) to
generate the corresponding carboxylic acid which in turn can be
25 transformed to compounds of formula XV where R^{2''} is -CO₂R⁷
by employing procedures known to those having ordinary skill
in the art. Compounds of formula XV where R^{2''} is -CO₂R⁷ can
be directly prepared from compounds of formula XV where R^{2''}

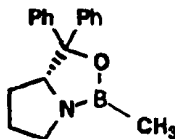
is bromine by the method of A. Schoenberg, I. Bartoletti, and R.F. Heck, *J. Org. Chem.*, **39**, 3318 - 3326 (1974).

Alternatively, compounds of formula XV where $R^{2''}$ is $-\text{CO}_2R^7$ may be prepared from compounds of formula XV where $R^{2''}$ is O-benzyl by 1) sequential hydrogenolysis over a catalyst such as Pd in a solvent such as methanol; 2) conversion to the triflate upon reaction with trifluoromethanesulfonic anhydride in a solvent such as dichloromethane in the presence of a base such as pyridine; and 3) heating with $\text{Pd}(\text{OAc})_2$ and 1,2-bis(diphenyl)phosphinoethane under an atmosphere of carbon monoxide in an alcohol solvent containing a base such as triethyl amine as described by U. Gerlach, T. Wollmann, *Tetrahedron Letters*, **33**, 5499-5502 (1992).

Heating of compounds of formula XV in a solvent such as ethyl acetate containing cupric bromide, or with bromine in solvents such as methanol or tetrahydrofuran or methylene chloride generates all compounds of formula VIII where L' is bromine. Compounds of formula VIII may also be prepared according to A. A. Larsen et al., *J. Med. Chem.*, **10**, 462 (1967) or U.S. Patent 3,574,741.

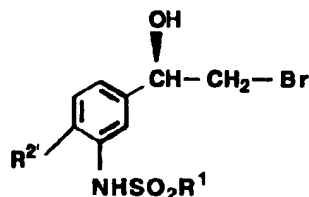
Compounds of formula X are commercially available.

Compounds of formula III where L is bromide or iodide are prepared in high enantiomeric purity from compounds of formula VIII where $R^{2''}$ is hydrogen, halogen, $-\text{CO}_2R^7$ or O-benzyl and L' is Br by treatment with borane using a solvent such as tetrahydrofuran with a chiral auxiliary agent such as the compound XVI



(prepared as reported by E.J. Corey et al., *J. Org. Chem.*, **56**, 442 (1991)) to generate compounds of formula

XVII



Subsequent treatment of compounds of formula XVII with an iodide source such as sodium iodide in a solvent such as hot acetone followed by reaction with a silylating agent such as triethylsilyl or *t*-butyldimethylsilyl chloride in a solvent such as pyridine generates the compounds of formula III where L is iodide.

The references cited above are incorporated by reference herein.

Preferred compounds of formula I are those where R¹ is lower alkyl, R² is hydroxyl, R³ is lower alkyl and R⁴ is alkoxy.

Most preferred compounds of formula I are those where one of R⁵, R^{5'} and R^{5''} is -(CH₂)_mPO(OR⁶)OR^{6'}; or the compounds of formula I where one of R⁵, R^{5'} and R^{5''} is -(CH₂)_mPO(OR⁶)OR^{6'}, m is the integer 1 and the others are hydrogen; or the compounds of formula I where R¹ is lower alkyl, R² is hydroxyl, R³ is lower alkyl, R⁴ is alkoxy and one of R⁵, R^{5'} and R^{5''} is -(CH₂)_mPO(OR⁶)OR^{6'}; or the compounds of formula I where R¹ is lower alkyl, R² is hydroxyl, R³ is lower alkyl, R⁴ is alkoxy and R⁵, R^{5'} and R^{5''} are independently alkoxy; or the compounds of formula I where R¹ is unsubstituted lower alkyl, R² is hydroxyl, R³ is unsubstituted lower alkyl, R⁴ is lower alkoxy and one of R⁵, R^{5'} and R^{5''} is -(CH₂)_mPO(OR⁶)OR^{6'}.

The present compounds of formula I have activity at the beta 3 adrenergic receptor and are therefore useful, for example, in the treatment of diabetes, obesity, gastrointestinal diseases (such as inflammatory bowel disease, irritable bowel syndrome, nonspecific diarrhea, and peptic ulcer) and achalasia.

Thus a composition containing one (or a combination) of the compounds of this invention, may be administered to a species of mammal (e.g., humans) suffering from diabetes,

obesity, an intestinal hypermotility disorder or achalasia as treatment therefor.

A single dose, or two to four divided daily doses, provided on a basis of about 0.1 to 100 mg per kilogram of body weight per day, preferably about 1 to 15 mg per kilogram of body weight per day is appropriate. The substance is preferably administered orally, but intranasal, transdermal and parenteral routes such as the subcutaneous, intramuscular, intravenous or intraperitoneal routes can also be employed.

The compounds of this invention can be formulated in combination with β_1/β_2 adrenergic blockers such as propranolol and nadolol or stimulants such as salbutamol. The compounds of formula I can also be formulated in combination with centrally (CNS) or systemically active agents that reduce food intake, such as leptin.

The compounds of formula I can be formulated for use in compositions such as tablets, capsules or elixirs for oral administration, in sterile solutions or suspensions for parenteral or intranasal administration, or in transdermal patches. About 10 to 500 mg of a compound of formula I is compounded with a physiologically acceptable vehicle, carrier, excipient, binder, preservative, stabilizer, flavor, etc., in a unit dosage form as called for by accepted pharmaceutical practice. The amount of active substance in these compositions or preparations is such that a suitable dosage in the range indicated is obtained.

Based on the literature, it is expected that these compounds may be useful for other indications such as treatment of depression and stress, regulation of intraocular pressure, treatment of conditions associated with increased protein breakdown such as during convalescence after surgery, treatment of triglyceridemia, hypercholesterolemia, atherosclerotic and cardiovascular diseases, and increasing high density lipoprotein levels. In addition, it is expected that these compounds may be useful as feed additives for fattening or improving weight gain or increasing lean body mass in animals

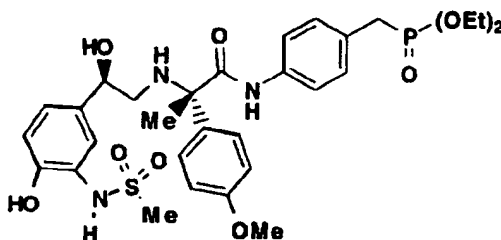
and may therefore be used to decrease birth mortality and increase post-natal survival rates in animals.

In addition, based on the literature, compounds of formula I are expected to be useful for improving healing and preventing stomach ulcers (K. Kuratani et. al., *J. Pharmacol. Exp. Ther.*, 270, 559 (1994)). The compounds of formula I are also expected to be useful for regulating core temperature.

The following examples and preparations describe the manner and process of making and using the invention and are illustrative rather than limiting. It should be understood that there may be other embodiments which fall within the spirit and scope of the invention as defined by the claims appended hereto.

Example 1

(R), (S)-[[4-[[2-[[2-Hydroxy-2-[4-hydroxy-3-[(methylsulfonyl)amino]phenyl]ethyl]amino]-2-(4-methoxyphenyl)-1-oxopropyl]amino]phenyl]methyl]phosphonic acid, diethyl ester, trifluoroacetate



A. 5-Methyl-5-(4-methoxyphenyl)hydantoin

To a mechanically stirred 1:1 mixture of EtOH/H₂O (3L) at 72°C was added sequentially (NH₄)₂CO₃ (1.45 kg, 15.1 mol), NaCN (248 g, 5.1 mol), and 4-methoxyacetophenone (323 g, 2.15 mol). The stirred mixture was heated at 72°C with monitoring by HPLC. After 67 hours, additional (NH₄)₂CO₃ (180 g, 1.88 mol) and NaCN (30 g, 0.61 mol) were added. After 70 hours, another portion of (NH₄)₂CO₃ (240 g, 2.5 mol) and NaCN (36 g, 0.73 mol) were added. After a total of 92 hours, the reaction mixture was cooled to 10°C and filtered. The filter

cake was washed with 6 L of H₂O prior to air drying to yield 461 g of pure title compound.

B. (S)- α -Amino-4-methoxy- α -methylbenzeneacetic acid, ethyl ester

5 To a suspension of 5-methyl-5-(4-methoxyphenyl)-hydantoin (90 g, 0.408 mol) in 360 mL of water was added solid NaOH (90 g, 2.246 mol) and the final solution was heated to reflux for 30 hours. After cooling to room temperature, 720 mL
10 of water was added; the solution was cooled to 10°C and the pH was adjusted to 9 with 2N HCl. Acetic anhydride (1.28 mol, 121 mL) was added dropwise as the pH was kept at 9 by simultaneous addition of 2N NaOH (1410 mL). After stirring the final solution for 1 hour at room temperature, a small
15 amount of insoluble material was removed by filtration through a Celite® pad which was then washed with water. The pH of the filtrate was adjusted to 1 with 12N HCl. After stirring for 15 minutes at 10°C, the precipitated material was filtered,
20 washed with water (3 x 250 mL), and dried *in vacuo* at 40°C to yield racemic α -acetamido-4-methoxy- α -methylbenzeneacetic acid (92.34 g, 95%, mp: 222°C). A suspension of racemic α -acetamido-4-methoxy- α -methylbenzeneacetic acid (90.3 g, 381
mmol) in 4515 mL of EtOH (50 v/w) was heated to 40°C (internal). To this suspension was added 49.12 mL (381 mmol)
25 of (L)-(-)- α -methylbenzylamine. The warm solution was seeded with a few crystals of (S)-(+)- α -acetamido-4-methoxy- α -methylbenzeneacetic acid and stirred at room temperature (24°C) for 24 hours. The desired diastereomeric salt was collected by filtration, washed with EtOH (2 x 75 mL) and
30 several times with Et₂O and dried *in vacuo* at 40°C to yield 38.95 g (57% optical yield). α_D : +67.8° (MeOH, c=1).

The above salt (78.42 g, 219 mmol) was suspended in 1427 mL of water and the pH adjusted to 1 with 2N HCl. After
35 stirring for 30 minutes at room temperature, the precipitated (S)-(+)- α -acetamido-4-methoxy- α -methylbenzeneacetic acid was collected by filtration, washed with water (2 x 164 mL) and dried *in vacuo* at 40°C in the presence of P₂O₅ to yield 51.44 g

(101%, mp: 239-240°C) α_D : +86.5° (Phosphate buffer pH=7 c=1).

A suspension of (S)-(+)- α -acetamido-4-methoxy- α -methylbenzeneacetic acid (30 g, 126 mmol) in 4N HCl (300 mL) was refluxed for 2 hours and evaporated *in vacuo* to dryness. The residue was repeatedly dissolved in EtOH and evaporated again to dryness (4 liters of EtOH were used). The final solid was washed with tert-butyl methyl ether (4 x 100 mL) and finally with acetone (2 x 125 mL), dried *in vacuo* at 40°C in presence of P₂O₅ to yield 26.92 g of (S)- α -amino-4-methoxy- α -methylbenzeneacetic acid, hydrochloride salt (92%, mp: >260°C). α_D : 70.4° (1N HCl, c=1).

HCl gas was bubbled through a solution of (S)- α -amino-4-methoxy- α -methylbenzeneacetic acid, hydrochloride salt (2.0 g, 8.6 mmol) in EtOH (25 mL) at 4°C. The solution was stirred for 1 hour at 20°C before being refluxed for 5 hours. After cooling, the solution was concentrated *in vacuo*. The resulting oil was dissolved in CH₂Cl₂, and washed with aq. NaHCO₃; the aqueous phase was back-extracted with CH₂Cl₂. The combined organic fractions were washed with H₂O, brine and dried over Na₂SO₄ prior to concentration to yield the title compound as a yellow oil (1.75 g, 91%).

C. (R)-N-[5-[2-Iodo-1-[(1,1-dimethylethyl)dimethylsilyl]oxy]ethyl]-2-(phenylmethoxy)phenyl]-methanesulfonamide

1. 1-[4-Hydroxy-3-nitrophenyl]ethanone

To mechanically stirred conc. H₂SO₄ (700 mL) at 3°C was added *p*-hydroxyacetophenone (66.0 g, 480 mmol) followed by KNO₃ (48.3 g, 477 mmol) in two approximately equal portions about four minutes apart. An additional 3.76 g of KNO₃ was added after 1.67 hours to insure reaction completion. The reaction was slowly poured into 8L crushed ice/water and extracted with 4 L ethyl acetate (EtOAc). The extract was concentrated *in vacuo* to a volume of ~1.25 L, 500 mL heptane were added and concentration was continued.

Once a thick yellow suspension formed at 50°C, it was cooled to -10°C and filtered. The collected solids were washed with ~150 mL heptane and dried *in vacuo* at ~40°C to give 81.8 g of the title compound.

5

2. 1-[4-Phenylmethoxy-3-nitrophenyl]ethanone

To a mechanically stirred DMF (260 mL) suspension of 1-[4-hydroxy-3-nitrophenyl]ethanone (51 g, 282 mmol) and K₂CO₃ (17 g, 847 mmol) was added benzyl bromide (68 mL, 572 mmol) followed by NaI (47 g, 313 mmol). After stirring overnight at 20°C, an additional 10 mL of benzyl bromide was added and the reaction was stirred for 15 more minutes. The reaction was quenched by the addition of 1.6 L water. The resulting suspension was stirred overnight and then filtered. The collected solids were washed 3 x 250 mL=750 mL water and dried *in vacuo* at ~55°C to give 75 g crude product which was slurried in 1.3 L toluene at ~75°C, filtered hot through a 5.0 µm membrane, concentrated *in vacuo* to a volume of ~300 mL, diluted with 250 mL heptane, and the suspension cooled from ~60°C to ambient. After filtration, the collected solids were washed with heptane and dried *in vacuo* at ~55°C to give 64 g (84%) of the title compound.

15

20

25

3. 1-[4-Phenylmethoxy-3-aminophenyl]ethanone

A mechanically stirred MeOH (3.8 L) suspension containing 1-[4-phenylmethoxy-3-nitrophenyl]ethanone (76.5 g, 282 mmol) was degassed with argon for 40 minutes at ~10°C prior to addition of PtO₂ (2.34 g, 10 mmol). Hydrogen was sparged into the reaction mixture at 8°C to 10°C via a subsurface gas inlet. After 8 hours, the completed reaction was degassed with Ar while being warmed to ~15°C, diluted with CHCl₃ (250 mL) and filtered. The filtrate was stripped to give 70 g crude product which, after trituration for ten minutes with *i*-PrOH (450 mL) at 60°C, yielded 57.4 (84%) of the title compound.

30

35

4. 1-[4-Phenylmethoxy-3-[(methylsulfonyl)amino]phenyl]ethanone

To a mechanically stirred 16°C pyridine (270 mL) solution of 1-[4-phenylmethoxy-3-aminophenyl]ethanone (57.4 g, 238 mmol) under N₂, was added methanesulfonyl chloride (18.6 mL, 240 mmol). After 39 minutes, the completed reaction was quenched with 1.8 L H₂O and the resulting suspension stirred for ~2 hours before filtration. The collected solids were washed with H₂O (2 x 250 mL = 500 mL) and partially air dried. These solids were dissolved in CHCl₃ (450 mL), the aqueous phase removed and heptane (475 mL) added with stirring. The resulting fine suspension was filtered after ~15 minutes, washed with hexane and dried *in vacuo* at 55°C to give 59 g (78%) of the title compound.

5. 2-Bromo-1-[4-phenylmethoxy-3-[(methylsulfonyl)amino]phenyl]ethanone

To a mechanically stirred refluxing EtOAc (500 mL) suspension of CuBr₂ (41.5 g, 186 mmol) equipped with an Ar sparge was added a ~62°C CHCl₃ (500 mL) solution of 1-[4-phenylmethoxy-3-[(methylsulfonyl)amino]phenyl]ethanone (25.5 g, 80 mmol). After 5.5 hours of reflux, HPLC showed 11.2 rel. area% unreacted starting material, 78.9 rel. area% of desired product and 9.8 rel. area% of dibrominated product. After cooling to 62°C and dilution with 500 mL CHCl₃, the suspension was filtered hot and the filtrate concentrated to a volume of ~850 mL prior to addition of 250 mL heptane. The flocculent suspension was cooled to ~10°C and filtered, washed with heptane and air-dried overnight to give 23.1 g (73%) of the title compound in 73% purity.

6. (R)-2-Bromo-1-[4-phenylmethoxy-3-[(methylsulfonyl)amino]phenyl]ethanol

A 25 mL round bottom flask with magnetic stirbar and toluene-filled Dean-Stark trap with reflux condenser and gas bubbler, was charged with (R)- α,α -diphenyl-2-pyrrolidinemethanol (1.13 g, 4.46 mmol) and trimethylboroxine

(418 μ L, 2.99 mmol) in toluene (11 mL) under N_2 . The mixture was stirred at ambient temperature for ~30 minutes and then heated to reflux for 2.75 hours. Upon cooling, this solution was added to a stirred -13°C THF (185 mL) solution under N_2
5 containing 2-bromo-1-[4-phenylmethoxy-3-[(methylsulfonyl)-amino]phenyl]ethanone (14.25 g, 36 mmol). To this was added 5.2 mL of 10.1M $\text{BH}_3 \cdot \text{Me}_2\text{S}$ (52 mmol) over ~5 minutes, keeping $T \leq -11.6^\circ\text{C}$. Upon completion of the reaction, HBr was bubbled through the solution until the pH was ~1 whereupon a
10 solution of 50 mL MeOH in 100 mL methyl *tert*-butyl ether was carefully added. The mixture was washed with H_2O (4 x 100 mL = 400 mL) (until the final wash had pH ~4-5), diluted with EtOAc (50 mL), dried over Na_2SO_4 . After solvent removal *in vacuo*, 12.84 g (90%) of crude title compound was obtained in
15 86% purity with an ee of 96.9%.

7. **(R)-2-Iodo-1-[4-phenylmethoxy-3-[(methylsulfonyl)amino]phenyl]ethanol**

A mixture of (R)-2-bromo-1-[4-phenylmethoxy-3-[(methylsulfonyl)amino]phenyl]ethanol (12.4 g, 31 mmol) and
20 NaI (52 g, 346 mmol) were refluxed in acetone (190 mL) for 1.75 hours. After filtration, the filtrate was concentrated to a pasty red-brown solid which was partitioned between CH_2Cl_2 (150 mL) and H_2O (190 mL). The organic phase was washed
25 with 150 mL ~23.5% w/w aq. sodium bisulfite and with H_2O (150 mL), dried over Na_2SO_4 and concentrated to give the title compound (12.72 g, 91%).

8. **(R)-N-[5-[2-Iodo-1-[(1,1-dimethylethyl)-dimethylsilyl]oxy]ethyl]-2-(phenylmethoxy)-phenyl]methanesulfonamide**

To a stirred DMF (65 mL) solution containing (R)-2-iodo-1-[4-phenylmethoxy-3-[(methylsulfonyl)amino]-phenyl]ethanol (12.7 g, 28 mmol), imidazole (5.25 g, 77 mmol),
35 and 4-dimethylaminopyridine (0.30 g, 2.46 mmol) was added *t*-butyldimethylsilyl chloride (5.0 mL, 29.8 mmol). After 15 hours, the completed reaction was diluted with EtOAc (200 mL)

and heptan (70 mL). The organic phase was washed 1 x
100 mL H₂O, 2 x 100 mL aq. sat. CuSO₄, 1 x 100 mL H₂O, 1 x
100 mL sat'd brin , and dried over Na₂SO₄. The filtrate was
5 dissolved in ~125 mL CH₂Cl₂ and diluted with 650 mL heptane.
The mixture was concentrated *in vacuo* at 40°C to 42°C until
solids were seen (~105 mL distillate were collected), cooled to
~15°C and filtered. The collected solids were washed with
heptane and dried *in vacuo* at 45°C to give 11.1 g (70%) of the
10 title compound.

Mass (M+NH₄) 579; (M-H) 560.

HPLC: >99% pure, Shimadzu, YMC S3 ODS (6.0 x 150 mm);
flow rate of 1.5 mL/minute; detection at 217 nM; gradient
elution 0-100% B over 30 minutes (A = 10% MeOH, 90% H₂O,
15 0.2% H₃PO₄ and B = 90% MeOH, 10% H₂O, 0.2% H₃PO₄);
retention time = 35 minutes.

**D. (R), (S)- α -[[2-[[[(1,1-dimethylethyl)dimethylsilyl]-
oxy]-2-[4-hydroxy-3-[(methylsulfonyl)amino]-
20 phenylethyl]amino]-4-methoxybenzeneacetic acid**

A mixture of (S)- α -amino-4-methoxy- α -methylbenzene-
acetic acid, ethyl ester (5.08 g, 22.8 mmol) , the title C
compound (12.8 g, 22.8 mmol) and N,N-diisopropylethylamine
(19 mL, 109 mmol) in THF (35 mL) was heated at 140°C in a
25 sealed flask for 120 hours. The reaction mixture was cooled,
diluted with EtOAc and washed with brine (3 x). The organic
layer was dried over anhydrous Na₂SO₄ and concentrated to
obtain an oil which was purified by SiO₂ column eluting with 15
to 25% EtOAc/hexanes to obtain 8.8 g (98% purity, 13.2 mmol,
30 58%) of (R), (S)- α -[[2-[[[(1,1-dimethylethyl)dimethylsilyl]oxy]-2-
[4-phenylmethoxy-3-[(methylsulfonyl)amino]phenyl]ethyl]-
amino]-4-methoxybenzeneacetic acid, ethyl ester.

To a stirred 0°C solution of (R), (S)- α -[[2-[[[(1,1-
dimethylethyl)dimethylsilyl]oxy]-2-[4-phenylmethoxy-3-
35 [(methylsulfonyl)amino]phenyl]ethyl]amino]-4-methoxy-
benzeneacetic acid, ethyl ester (8.8 g, 98% purity, 13.2 mmol) in
THF (44 mL) under Ar was added MeOH (44 mL) and H₂O

WO 97/37646

(22 mL) followed by LiOH monohydrate (3.01 g, 71.7 mmol).

The resulting solution was stirred 40 hours at 20°C where upon it was concentrated *in vacuo* and diluted with EtOAc and H₂O.

After adding brine and adjusting the pH to 3 with 1 N HCl, the

5 mixture was extracted 3 x with EtOAc. The EtOAc extracts were diluted 1:1 with CH₂Cl₂, washed with brine, dried over Na₂SO₄ to yield after concentration 8.16 g of (R), (S)-α-[[2-((1,1-dimethylethyl)dimethylsilyl)oxy]-2-[4-phenylmethoxy-3-
10 [(methylsulfonyl)amino]phenyl]ethyl]amino]-4-methoxybenzeneacetic acid as a solid foam.

A solution of (R), (S)-α-[[2-((1,1-dimethylethyl)-
dimethylsilyl)oxy]-2-[4-phenylmethoxy-3-[(methylsulfonyl)-
amino]phenyl]ethyl]amino]-4-methoxybenzeneacetic acid
15 (4.04 g, 6.5 mmol) in MeOH (50 mL) containing 0.42 g of 10% Pd/C was sparged with H₂ at 20°C. By TLC (10% MeOH/CH₂Cl₂), the reaction was complete after 40 minutes whereupon the reaction mixture was filtered and concentrated *in vacuo* to obtain 3.8 g of the title compound as a solid foam.

20 **E.** (R), (S)-[[4-[[2-[[2-Hydroxy-2-[4-hydroxy-3-[(methylsulfonyl)amino]phenyl]ethyl]amino]-2-(4-methoxyphenyl)-1-oxopropyl]amino]-phenyl]methyl]phosphonic acid, diethyl ester, trifluoroacetate

25 A solution of 1,2-dichloroethane (2.3 mL) and DMF (0.93 mL) containing (R), (S)-α-[[2-((1,1-dimethylethyl)-dimethylsilyl)oxy]-2-[4-hydroxy-3-[(methylsulfonyl)amino]-phenyl]ethyl]amino]-4-methoxybenzeneacetic acid (500 mg, 0.93 mmol) was cooled to 0°C and 1-(3-dimethylaminopropyl)-3-
30 ethylcarbodiimide-HCl (EDCI) (212 mg, 1.11 mmol) and 1-hydroxy-7-azabenzotriazole (HOAT) (151 mg, 1.11 mmol) was added. After stirring 10 minutes, diethyl 4-aminobenzylphosphonate (270 mg, 1.11 mmol) was added; the dark solution stirred overnight at 20°C whereupon the reaction was quenched
35 with aq. NaHCO₃ and extracted 4 x with EtOAc. The EtOAc extracts after washing with aq. NaHCO₃ and brine prior to drying over Na₂SO₄ were concentrated *in vacuo*. The resulting

oil was chromatographed on silica gel; (R), (S)-[[4-[[2-[[2-(((1,1-dimethylethyl)dimethylsilyl)oxy]-2-[4-hydroxy-3-
[(methylsulfonyl)amino]phenyl]ethyl]amino]-2-(4-methoxy-
phenyl)-1-oxopropyl]amino]phenyl]methyl]phosphonic acid,
5 diethyl ester (415 mg, 58%) was eluted with 1:3 to 1:8
hexane/EtOAc.

A mixture of (R), (S)-[[4-[[2-[[2-(((1,1-dimethylethyl)-
dimethylsilyl)oxy]-2-[4-hydroxy-3-[(methylsulfonyl)amino]-
phenyl]ethyl]amino]-2-(4-methoxyphenyl)-1-
10 oxopropyl]amino]phenyl]methyl]phosphonic acid, diethyl ester
(360 mg, 0.47 mmol) and ammonium fluoride (900 mg, 24 mmol)
in HOAc (3.6 mL) and MeOH (3.6 mL) were stirred 5 hours at
45°C. Silica gel chromatography eluting with 1 to 7%
MeOH/CH₂Cl₂ yielded 276 mg of the title compound as the free
15 base which was converted to the TFA salt upon sequential
dissolution in 2.1 mL MeOH, addition of 80 µL of TFA followed
by 100 mL of H₂O and lyophilization.

¹H NMR (300 MHz, CD₃OD), δ 1.25 (t, 6H), 2.18 (s, 3H), 2.62-
2.84 (m, 2H), 2.90 (s, 3H), 3.21 (d, 2H), 3.83 (s, 3H), 3.98-4.09
20 (m, 4H), 4.76 (dd, 1H), 6.85 (d, 1H), 7.00 (dd, 1H), 7.06 (d, 2H),
7.25-7.29 (m, 3H), 7.49-7.55 (m, 4H).

¹³C NMR (100 MHz, CDCl₃) δ 16.3 (d), 22.0, 32.7 (d), 39.0,
50.8, 55.3, 62.7 (d), 64.4, 72.7, 114.0, 116.3, 120.2 (d), 121.4,
123.9, 124.3, 125.8 (d), 126.9, 129.8 (d), 134.7, 135.2, 136.9 (d),
25 148.3, 158.9, 173.1.

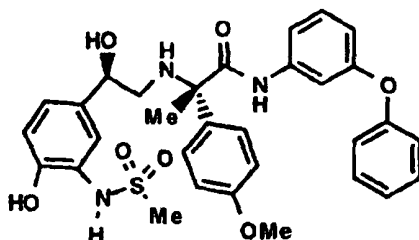
Mass (M+H)=650.

HPLC: 100% pure, Shimadzu, YMC S3 ODS (6.0 x 150 mm);
flow rate of 1.5 mL/minute; detection at 217 nM; gradient
elution 0-100 % B over 30 minutes (A = 10% MeOH, 90% H₂O,
30 0.2% H₃PO₄ and B = 90% MeOH, 10% H₂O, 0.2% H₃PO₄);
retention time = 19.9 minutes.

Exempl 2

(R), (S)- α -[[2-Hydroxy-2-[4-hydroxy-3-[(methylsulfonyl)amin]phenyl]thyl]amino]-4-methoxy- α -methyl-N-(3-phenoxyphenyl)benzeneacetamide, trifluoroacetate

5



Following the procedure described in part E of Example 1 (R), (S)- α -[[2-[(1,1-dimethylethyl)dimethylsilyl]oxy]-2-[4-hydroxy-3-[(methylsulfonyl)amino]phenyl]ethyl]amino]-4-methoxybenzeneacetic acid was condensed with commercial 3-phenoxyaniline to generate the title compound.

$^1\text{H NMR}$ (270 MHz, CD_3OD), δ 2.12 (s, 3H), 2.59 (dd, 1H), 2.78 (t, 1H), 2.89 (s, 3H), 3.82 (s, 3H), 4.72 (dd, 1H), 6.75 (m, 1H), 6.82 (d, 1H), 6.93-7.15 (m, 6H), 7.22-7.40 (m, 6H), 7.49 (d, 2H).
Mass (M+H)=592.

15

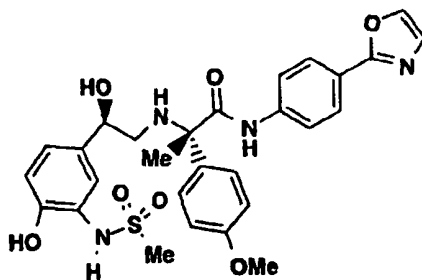
HPLC: >93% pure, retention time 24.3 minutes; protocol described in Example 1.

20

Example 3

(R), (S)- α -[[2-Hydroxy-2-[4-hydroxy-3-[(methylsulfonyl)amino]phenyl]ethyl]amino]-4-methoxy- α -methyl-N-[4-(2-oxazolyl)phenyl]benzeneacetamide, trifluoroacetate

25



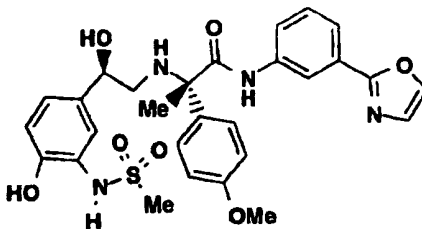
Following the procedure described in part E of Example 1 (R), (S)- α -[[2-[[[(1,1-dimethylethyl)dimethylsilyl]oxy]-2-[4-hydroxy-3-[(methylsulfonyl)amino]phenyl]ethyl]amino]-4-methoxybenzeneacetic acid was condensed with 4-(2-oxazolyl)aniline to generate the title compound. The 4-(2-oxazolyl)aniline was prepared by treating 4-nitrobenzoyl chloride sequentially with 1,2,3-triazole at 140°C in sulfolane containing K₂CO₃ to generate 4-(2-oxazolyl)nitrobenzene which was reduced to the desired aniline with Na₂S₂O₄ in THF/H₂O at 90°C.

¹H NMR (400 MHz, CD₃OD), δ 2.20 (s, 3H), 2.61 - 2.88 (m, 2H), 2.90 (s, 3H), 3.83 (s, 3H), 4.75 (m, 1H), 6.85 (d, 1H), 7.01 (d, 1H), 7.07 (d, 2H), 7.27 (m, 2H), 7.54 (d, 2H), 7.74 (d, 2H), 7.97 (m, 3H).

Mass (M+H)=567.

HPLC: 98.9% pure, retention time 18.9 minutes; protocol described in Example 1.

Example 4
 (R), (S)- α -[[2-Hydroxy-2-[4-hydroxy-3-[(methylsulfonyl)amino]phenyl]ethyl]amino]-4-methoxy- α -methyl-N-[3-(2-oxazolyl)phenyl]benzeneacetamide, trifluoroacetate



25

Following the procedure described in part E of Example 1 (R), (S)- α -[[2-[[[(1,1-dimethylethyl)dimethylsilyl]oxy]-2-[4-hydroxy-3-[(methylsulfonyl)amino]phenyl]ethyl]amino]-4-methoxybenzeneacetic acid was condensed with 3-(2-oxazolyl)aniline to generate the title compound. The 3-(2-oxazolyl)aniline was prepared by treating 3-nitrobenzoyl chloride sequentially with 1,2,3-triazole at 140°C in sulfolane

containing K_2CO_3 to generate 3-(2-oxazolyl)nitrobenzene which was reduced to the desired aniline with $Na_2S_2O_4$ in THF/ H_2O at $90^\circ C$.

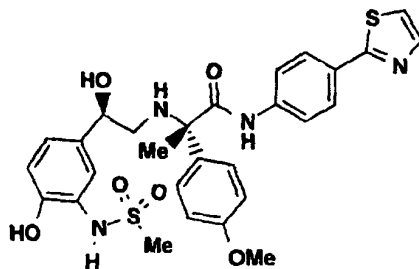
1H NMR (400 MHz, CD_3OD), δ 2.21 (s, 3H), 2.65-2.85 (m, 2H),
 5 2.91 (s, 3H), 3.83 (s, 3H), 4.83 (m, 1H), 6.85 (d, 1H), 7.01 (d, 1H),
 7.07 (d, 2H), 7.27 (s, 1H), 7.31 (s, 1H), 7.46 (t, 1H), 7.55 (d, 2H),
 7.67 (m, 1H), 7.80 (d, 1H), 8.00 (s, 1H), 8.30 (s, 1H).

Mass (M+H)=567.

HPLC: 96.8% pure, retention time 19.5 minutes; protocol
 10 described in Example 1.

Example 5

(R), (S)- α -[[2-Hydroxy-2-[4-hydroxy-3-[(methylsulfonyl)-
 15 amino]phenyl]ethyl]amino]-4-methoxy- α -methyl-N-[4-(2-
 thiazolyl)phenyl]benzeneacetamide, trifluoroacetate



20 Following the procedure described in part E of Example 1
 (R), (S)- α -[[2-[[[(1,1-dimethylethyl)dimethylsilyl]oxy]-2-[4-
 hydroxy-3-[(methylsulfonyl)amino]phenyl]ethyl]amino]-4-
 methoxybenzeneacetic acid was condensed with 4-(2-
 thiazolyl)aniline to generate the title compound. The
 25 preparation of 4-(2-thiazolyl)aniline entailed n-BuLi promoted
 metalation of thiazole at $-75^\circ C$ to $-60^\circ C$ followed by alkylation
 with Me_3SnCl . The resulting stannane was coupled with 4-
 nitrophenyl iodide under Ar in THF containing $(\phi_3P)_2PdCl_2$.
 Subsequent reduction with $Na_2S_2O_4$ in THF/ H_2O at $100^\circ C$ for
 30 20 hours completed the synthesis of 4-(2-thiazolyl)aniline.

1H NMR (400 MHz, CD_3OD), δ 2.19 (s, 3H), 2.65 (dd, 1H), 2.82
 (dd, 1H), 2.90 (s, 3H), 3.83 (s, 3H), 4.76 (dd, 1H), 6.84 (d, 1H),

7.01 (dd, 1H), 7.07 (d, 2H), 7.26 (d, 1H), 7.54 (d, J 9.0 Hz, 2H),
7.63 (d, 2H), 7.67 (d, 2H), 8.13 (s, 1H), 8.94 (s, 1H).

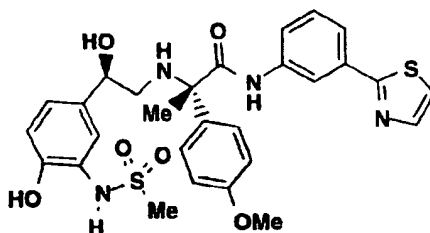
Mass (M+H)=583.

HPLC: 100% pure, retention time 19.3 minutes; protocol

5 described in Example 1.

Example 6

10 **(R), (S)- α -[[2-Hydroxy-2-[4-hydroxy-3-[(methylsulfonyl)-
amino]phenyl]ethyl]amino]-4-methoxy- α -methyl-N-[3-(2-
thiazolyl)phenyl]benzeneacetamide, trifluoroacetate**



15 Following the procedure described in part E of Example 1
(R), (S)- α -[[2-[[[(1,1-dimethylethyl)dimethylsilyl]oxy]-2-[4-
hydroxy-3-[(methylsulfonyl)amino]phenyl]ethyl]amino]-4-
methoxybenzeneacetic acid was condensed with 3-(2-
thiazolyl)aniline to generate the title compound. The
20 preparation of 3-(2-thiazolyl)aniline entailed n-BuLi promoted
metalation of thiazole at -75°C - -60°C followed by alkylation
with Me₃SnCl. The resulting stannane was coupled with 3-
nitrophenyl iodide under Ar in THF containing (φ₃P)₂PdCl₂.
Subsequent reduction with Na₂S₂O₄ in THF/H₂O at 100°C for
25 20 hours completed the synthesis of 3-(2-thiazolyl)aniline.
¹H NMR (300 MHz, CD₃OD), δ 1.74 (s, 3H), 2.60 (dd, 1H), 2.81
(dd, 1H), 2.89 (s, 3H), 3.73 (s, 3H), 4.70 (dd, 1H), 6.84-6.90 (m,
3H), 7.08 (dd, 1H), 7.31-7.49 (m, 6H), 7.94 br s(1H), 8.10 (s, 1H),
8.88 (s, 1H).

30 ¹³C NMR (76 MHz, CD₃OD) δ 22.4, 39.6, 52.4, 55.7, 65.8, 74.0,
114.8, 116.4, 119.4, 121.5, 123.6, 124.6, 125.6, 125.7, 128.6,
130.7, 132.6, 135.8, 136.1, 139.7, 140.2, 140.8, 150.8, 154.6,
160.4, 176.1.

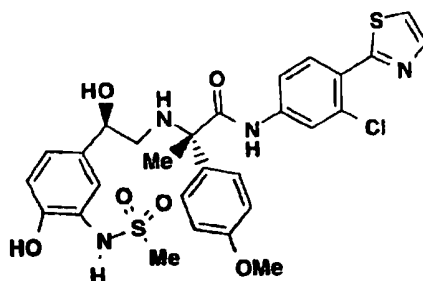
Mass (M+H)=583.

HPLC: 100% pure, retention time 19.9 minutes; protocol described in Example 1.

5

Example 7

(R), (S)- α -[[2-Hydroxy-2-[4-hydroxy-3-[(methylsulfonyl)-amino]phenyl]ethyl]amino]-4-methoxy- α -methyl-N-[3-chloro-4-(2-thiazolyl)phenyl]benzeneacetamide,
10 trifluoroacetate



Following the procedure described in part E of Example 1
15 (R), (S)- α -[[2-(((1,1-dimethylethyl)dimethylsilyl)oxy)-2-[4-hydroxy-3-[(methylsulfonyl)amino]phenyl]ethyl]amino]-4-methoxybenzeneacetic acid was condensed with 3-chloro-4-(2-thiazolyl)aniline to generate the title compound. The
20 preparation of 3-chloro-4-(2-thiazolyl)aniline entailed n-BuLi promoted metalation of thiazole at -75°C to -60°C followed by alkylation with Me₃SnCl. The resulting stannane was coupled with 3-chloro-4-nitrophenyl iodide under Ar in THF containing (φ₃P)₂PdCl₂. Subsequent reduction with Na₂S₂O₄ in THF/H₂O
25 at 100°C for 20 hours completed the synthesis of 3-chloro-4-(2-thiazolyl)aniline.

¹H NMR (300 MHz, CD₃OD), δ 1.72 (s, 3H), 2.57 (dd, 1H), 2.83 (dd, 1H), 2.91 (s, 3H), 3.76 (s, 3H), 4.70 (dd, 1H), 6.86-6.91 (m, 3H), 7.09 (dd, 1H), 7.41-7.53 (m, 5H), 7.80 d(1H), 8.04 (s, 1H), 9.01 (s, 1H).

^{13}C NMR (76 MHz, CD_3OD) δ 22.5, 39.7, 52.4, 55.7, 65.8, 74.0, 114.8, 116.4, 119.9, 122.2, 124.8, 125.7 (2 signals), 128.5, 132.7, 133.6, 135.9, 136.1, 136.5, 141.0, 143.0, 150.9, 155.7, 160.5, 176.3.

5 Mass (M+H)=617.

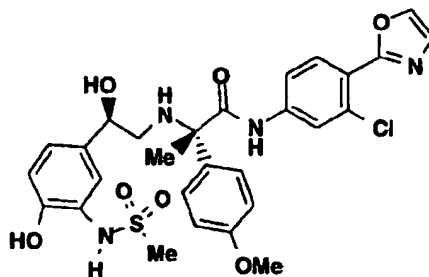
HPLC: 100% pure, retention time 21.4 minutes; protocol described in Example 1.

10

Example 8

(R), (S)- α -[[2-Hydroxy-2-[4-hydroxy-3-[(methylsulfonyl)amino]phenyl]ethyl]amino]-4-methoxy- α -methyl-N-[3-chloro-4-(2-oxazolyl)phenyl]benzeneacetamide, trifluoroacetate

15



Following the procedure described in part E of Example 1
 (R), (S)- α -[[2-[[[(1,1-dimethylethyl)dimethylsilyl]oxy]-2-[4-
 20 hydroxy-3-[(methylsulfonyl)amino]phenyl]ethyl]amino]-4-
 methoxybenzeneacetic acid was condensed with 3-chloro-4-(2-
 oxazolyl)aniline to generate the title compound. The 4-(2-
 oxazolyl)-3-chloroaniline was prepared by treating commercial
 3-chloro-4-nitrobenzoyl chloride sequentially with 1,2,3-triazole
 25 at 140°C in sulfolane containing K_2CO_3 to generate 3-chloro-4-
 (2-oxazolyl)nitrobenzene which was reduced to the desired
 aniline with $\text{Na}_2\text{S}_2\text{O}_4$ in THF/ H_2O at 90°C.

^1H NMR (300 MHz, CD_3OD), δ 2.19 (s, 3H), 2.61-2.88 (m, 2H),
 2.90 (s, 3H), 3.83 (s, 3H), 4.86 (m, 1H), 6.85 (d, 1H), 7.07
 30 (dd, 2H), 7.25 (d, 1H), 7.35 (s, 1H), 7.54 (d, 2H), 7.62 (d, 1H), 7.87-
 8.05 (m, 3H).

Mass (M+H)=600.

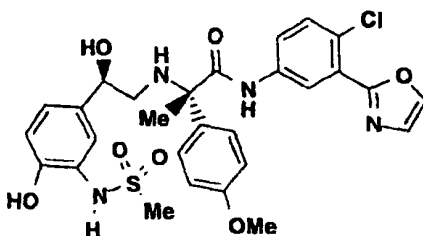
HPLC: 97.2% pure, retention time 20.76 minutes; protocol described in Example 1.

5

Example 9

(R), (S)- α -[[2-Hydroxy-2-[4-hydroxy-3-[(methylsulfonyl)amino]phenyl]ethyl]amino]-4-methoxy- α -methyl-N-[3-(2-oxazolyl)-4-chlorophenyl]benzeneacetamide, trifluoroacetate

10



Following the procedure described in part E of Example 1 (R), (S)- α -[[[-(1,1-dimethylethyl)dimethylsilyl]oxy]-2-[4-
15 hydroxy-3-[(methylsulfonyl)amino]phenyl]ethyl]amino]-4-methoxybenzeneacetic acid was condensed with 3-(2-oxazolyl)-4-chloroaniline to generate the title compound. The 3-(2-oxazolyl)-4-chloroaniline was prepared by treating commercial 4-chloro-3-nitrobenzoyl chloride sequentially with 1,2,3-triazole
20 at 140°C in sulfolane containing K₂CO₃ to generate 4-chloro-3-(2-oxazolyl)-nitrobenzene which was reduced to the desired aniline with Na₂S₂O₄ in THF/H₂O at 90°C.

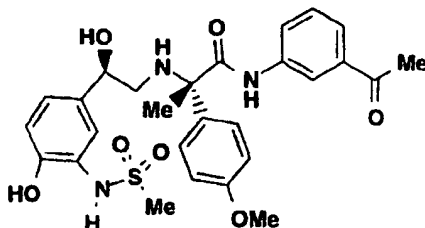
¹H NMR (270 MHz, CD₃OD), δ 1.74 (s, 3H), 2.60 (m, 1H), 2.85 (dd, 1H), 2.90 (s, 3H), 3.76 (s, 3H), 4.62 (t, 1H), 4.73 (m, 1H),
25 6.85 (d, 2H), 6.88 (s, 1H), 7.19 (s, 1H), 7.42 (m, 1H), 7.47 (d, 2H), 7.64 (m, 1H), 7.75 (s, 1H), 7.80 (m, 1H), 7.84 (s, 1H), 8.20 (m, 1H).

¹³C NMR (67 MHz, CD₃OD) δ 22.9, 40.0, 52.7, 56.0, 66.2, 74.3,
30 115.2, 116.7, 122.7, 123.8, 124.8, 125.9, 128.1, 128.5, 128.7, 128.9, 136.2, 137.1, 141.0, 141.6, 151.2, 160.8, 176.8.

HPLC: 92% pure, retention time 18.3 minutes; protocol described in Example 1.

Exempl 10

(R), (S)- α -[[2-Hydroxy-2-[4-hydroxy-3-[(methylsulfonyl)-
 amino]phenyl]ethyl]amino]-4-methoxy- α -methyl-N-(3-
 5 acetylphenyl)benzeneacetamide, trifluoroacetate



Following the procedure described in part E of Example 1
 10 (R), (S)- α -[[2-[(1,1-dimethylethyl)dimethylsilyl]oxy]-2-[4-
 hydroxy-3-[(methylsulfonyl)amino]phenyl]ethyl]amino]-4-
 methoxybenzeneacetic acid was condensed with commercial 3-
 acetylaniline to generate the title compound.

¹H NMR (270 MHz, CD₃OD), δ 2.22 (s, 3H), 2.58 (s, 3H), 2.70-2.86
 15 (m, 2H), 2.92 (s, 3H), 3.83 (s, 3H), 4.80 (dd, 1H), 6.85 (d, 1H), 7.01-7.11
 (m, 3H), 7.28 (s, 1H), 7.43-7.60 (m, 3H), 7.72-7.85 (m, 2H), 8.19 (s, 1H).
¹³C NMR (67 MHz, CD₃OD) δ 19.31, 26.74, 39.67, 50.99, 56.00,
 69.01, 69.99, 115.92, 116.70, 121.68, 124.19, 125.40, 126.03, 126.75,
 130.29, 130.55, 133.69, 139.02, 139.48, 151.60, 162.69, 170.87, 199.98.

20 Mass (M+H)=542.

Calculated for 2.75 H₂O and 1.12 mol TFA:

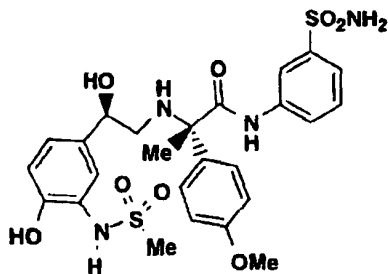
	Calc.	Found
	C 48.85	48.39
	H 5.28	4.91
25	N 5.85	6.37
	S 4.46	4.60
	F 8.88	8.78

HPLC: 99% pure, retention time 17.6 minutes; protocol
 described in Example 1.

30

Exempl 11

(R), (S)- α -[[2-Hydroxy-2-[4-hydroxy-3-[(m thylsulfonyl)-amino]phenyl]ethyl]amino]-4-methoxy- α -methyl-N-(3-aminosulfonylphenyl)benzeneacetamide



Following the procedure described in part E of Example 1
 10 (R), (S)- α -[[2-(((1,1-dimethylethyl)dimethylsilyl)oxy)-2-[4-hydroxy-3-[(methylsulfonyl)amino]phenyl]ethyl]amino]-4-methoxybenzeneacetic acid was condensed with 3-aminosulfonylaniline to generate the title compound which was isolated as the free base. The 3-aminosulfonylaniline was
 15 prepared by Pd/C catalyzed reduction of commercial 3-nitrobenzenesulfonamide.

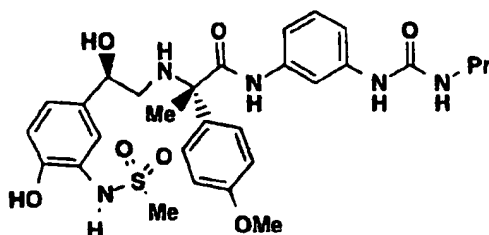
$^1\text{H NMR}$ (270 MHz, CD_3OD), δ 1.72 (s, 3H), 2.59 (dd, 1H), 2.80 (dd, 1H), 2.89 (s, 3H), 3.77 (s, 3H), 4.68 (m, 1H), 6.88 (m, 3H), 7.08 (dd, 1H), 7.40-7.50 (m, 4H), 7.60 (m, 2H), 8.20 (m, 1H).
 20 Mass (M+H)=579.

HPLC: 97.2% pure, retention time 14.4 minutes; protocol described in Example 1.

25 **Example 12**

(R), (S)- α -[[2-Hydroxy-2-[4-hydroxy-3-[(methylsulfonyl)-amino]phenyl]ethyl]amino]-4-methoxy- α -methyl-N-[(3-[(propylamino)carbonyl]amino]phenyl)benzeneacetamide, trifluoroacetate

30



Following the procedure described in part E of Example 1
 (R), (S)- α -[[2-[(1,1-dimethylethyl)dimethylsilyloxy]-2-[4-
 5 hydroxy-3-[(methylsulfonyl)amino]phenyl]ethyl]amino]-4-
 methoxybenzeneacetic acid was condensed with N-3-
 aminophenyl-N'-propylurea to generate the title compound.
 The N-3-aminophenyl-N'-propylurea was prepared by
 sequentially treating commercial 3-nitrophenylisocyanate with
 10 PrNH₂ in THF at 20°C followed by reduction with Na₂S₂O₄ in
 THF/H₂O at 100°C.

¹H NMR (300 MHz, CD₃OD), δ 0.92 (t, 3H), 1.45-1.57 (m, 2H),
 1.70 (s, 3H), 2.57 (dd, 1H), 2.75 (dd, 1H), 2.88 (s, 3H), 3.12 (t,
 2H), 3.74 (s, 3H), 4.67 (dd, 1H), 6.86 (d, 2H), 6.87 (m, 1H), 6.97-
 15 7.18 (m, 4H), 7.38-7.43 (m, 3H), 7.50 (m, 1H).

¹³C NMR (76 MHz, CD₃OD) δ 11.7, 22.6, 24.3, 39.5, 42.6, 52.4,
 55.7, 65.6, 74.0, 112.3, 114.7, 115.6, 116.2, 116.4, 124.7, 125.6,
 125.7, 128.6, 130.0, 136.0, 136.1, 139.6, 141.4, 150.9, 158.2,
 160.4, 175.9.

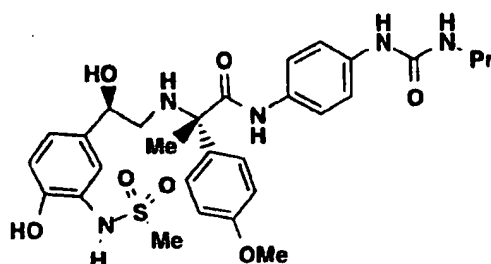
20 Mass (M+H)=600.

HPLC: 98.7% pure, retention time 18.7 minutes; protocol
 described in Example 1.

25

Example 13

(R), (S)- α -[[2-Hydroxy-2-[4-hydroxy-3-[(methylsulfonyl)-
 amino]phenyl]ethyl]amino]-4-methoxy- α -methyl-N-[(4-
 30 [[(propylamino)carbonyl]amino]phenyl)benzeneacet-
 amide, trifluoroacetate



Following the procedure described in part E of Example 1
 (R), (S)- α -[[2-[[[(1,1-dimethylethyl)dimethylsilyl]oxy]-2-[4-
 5 hydroxy-3-[(methylsulfonyl)amino]phenyl]ethyl]amino]-4-
 methoxybenzeneacetic acid was condensed with N-4-
 aminophenyl-N'-propylurea to generate the title compound.
 The N-4-aminophenyl-N'-propylurea was prepared by
 sequentially treating commercial 4-nitrophenyl isocyanate with
 10 PrNH₂ in THF at 20°C followed by reduction with Na₂S₂O₄ in
 THF/H₂O at 100°C.

¹H NMR (400 MHz, CD₃OD), δ 0.94 (t, 3H), 1.51-1.56 (m, 2H),
 2.16 (s, 3H), 2.64 (dd, 1H), 2.79 (t, 1H), 2.90 (s, 3H), 3.14 (t, 2H),
 3.82 (s, 3H), 4.75 (dd, 1H), 6.84 (d, 1H), 6.98 (d, 1H), 7.05 (dd,
 15 2H), 7.25 (d, 1H), 7.31 (d, 2H), 7.40 (d, 2H), 7.52 (d, 2H).

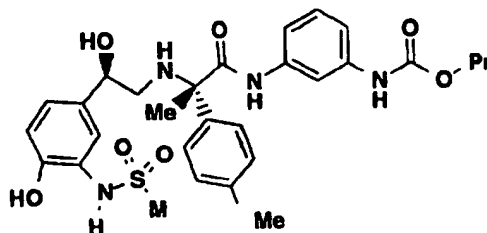
Mass (M+H)=600.

HPLC: 100% pure, retention time 18.0 minutes; protocol
 described in Example 1.

20

Example 14

(R), (S)-[3-[[2-[[2-Hydroxy-2-[4-hydroxy-3-[(methyl-
 25 sulfonyl)amino]phenyl]ethyl]amino]-2-(4-methoxy-
 phenyl)-1-oxopropyl]amino]phenyl]]carbamic acid.
 propyl ester, trifluoroacetate



Following the procedure described in part E of Example 1 (R), (S)- α -[[2-[(1,1-dimethylethyl)dimethylsilyl]oxy]-2-[4-hydroxy-3-[(methylsulfonyl)amino]phenyl]ethyl]amino]-4-methoxybenzeneacetic acid was condensed with 3-aminophenylcarbamic acid, propyl ester to generate the title compound. The 3-aminophenylcarbamic acid, propyl ester was prepared by sequentially treating commercial 3-nitrophenyl isocyanate with PrOH containing Et₃N at 80°C for 12 hours followed by reduction with Na₂S₂O₄ in THF/H₂O at 100°C.

¹H NMR (300 MHz, CD₃OD), δ 0.97 (t, 3H), 1.62-1.74 (m, 2H), 1.71 (s, 3H), 2.57 (dd, 1H), 2.76 (dd, 1H), 2.88 (s, 3H), 3.75 (s, 3H), 4.06 (t, 2H), 4.67 (dd, 1H), 6.84-6.89 (m, 3H), 7.02-7.09 (m, 2H), 7.14-7.19 (m, 2H), 7.39-7.43 (m, 3H), 7.63 (m, 1H).

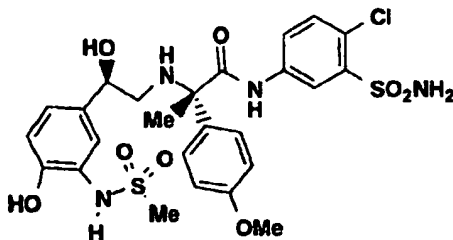
¹³C NMR (76 MHz, CD₃OD) δ 10.7, 22.6, 23.4, 39.5, 52.4, 55.7, 65.6, 67.6, 74.0, 112.1, 114.7, 115.9, 116.2, 116.4, 124.6, 125.7, 128.6, 130.0, 136.0, 136.1, 139.7, 150.9, 156.1, 160.4, 175.9 (1 aromatic carbon unresolved).

Mass (M+H)=601.

HPLC: 99.0% pure, retention time 21.1 minutes; protocol described in Example 1.

Example 15

(R), (S)- α -[[2-Hydroxy-2-[4-hydroxy-3-[(methylsulfonyl)-amino]phenyl]ethyl]amino]-4-methoxy- α -methyl-N-(3-aminosulfonyl-4-chlorophenyl)benzeneacetamide



Following the procedure described in part E of Example 1 (R), (S)- α -[[2-[(1,1-dimethylethyl)dimethylsilyl]oxy]-2-[4-hydroxy-3-[(methylsulfonyl)amino]phenyl]ethyl]amino]-4-methoxybenzeneacetic acid was condensed with 3-

aminosulfonyl-4-chloroaniline to generate the title compound which was isolated as the free base. The 3-aminosulfonyl-4-chloroaniline was prepared by reduction of commercial 2-chloro-5-nitrobenzenesulfonamide with SnCl₂ in EtOAc.

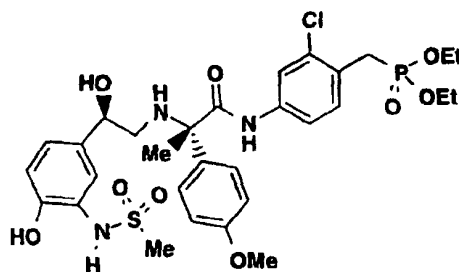
5 ¹H NMR (400 MHz, CD₃OD): δ 8.37 (d, 1H), 7.64 (dd, 1H), 7.48-7.42 (m, 4H), 7.37 (d, 1H), 7.06 (dd, 1H), 6.91-6.84 (m, 3H), 4.68 (dd, 1H), 3.77 (s, 3H), 2.90 (s, 3H), 2.76 (dd, 1H), 2.56 (dd, 1H), 1.73 (s, 3H).

Mass Spec (ESI) (M+H)⁺=613.

10 HPLC: Purity 96%; retention time = 15.14 minutes; protocol described in Example 1.

Example 16

15 (R), (S)-[[4-[[2-[[2-Hydroxy-2-[4-hydroxy-3-[(methylsulfonyl)amino]phenyl]ethyl]amino]-2-(4-methoxyphenyl)-1-oxopropyl]amino]-3-chlorophenyl]methyl]phosphonic acid, diethyl ester, trifluoroacetate



20

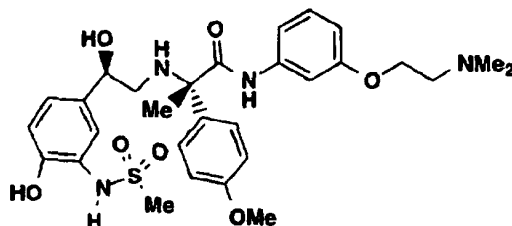
Following the procedure described in part E of Example 1 (R), (S)-α-[[2-[[[(1,1-dimethylethyl)dimethylsilyl]oxy]-2-[4-hydroxy-3-[(methylsulfonyl)amino]phenyl]ethyl]amino]-4-methoxybenzeneacetic acid was condensed with diethyl 3-chloro-4-aminobenzylphosphonate to generate the title compound. The diethyl 3-chloro-4-aminobenzylphosphonate was prepared from commercial 2-chloro-4-nitrobenzoic acid upon sequential treatment with 1) diborane in THF; 2) $\phi_3\text{P}, \text{CBr}_4$ in CH₂Cl₂; 3) P(OEt)₃ at 125°C; and 4) reduction with Na₂S₂O₄ in THF/H₂O at 100°C.

25
30

- ¹H NMR (300 MHz, CD₃OD), δ 1.27 (t, 6H), 2.17 (s, 3H), 2.64 (dd, 1H), 2.81 (dd, 1H), 2.90 (s, 3H), 3.40 (d, 2H), 3.82 (s, 3H), 4.00-4.12 (m, 4H), 4.77 (m, 1H), 6.85 (d, 1H), 6.97-7.09 (m, 3H), 7.26 (d, 1H), 7.35-7.45 (m, 2H), 7.49-7.54 (m, 2H), 7.83 (d, 1H).
- 5 ¹³C NMR (100 MHz, CD₃OD) δ 16.6 (d), 19.2, 30.6 (d), 39.7, 51.0, 56.0, 63.9 (d), 69.0, 70.0, 115.9, 116.6, 120.4 (d), 122.6, 124.3, 125.4, 125.8, 126.1, 127.3 (d), 130.6, 133.1 (d), 133.8, 135.4 (d), 139.2 (d), 151.7, 162.7, 170.8.
- Mass (M+H)=684.
- 10 HPLC: 96.3% pure, retention time 21.8 minutes; protocol described in Example 1.

Example 17

- 15 **(R), (S)-α-[[2-Hydroxy-2-[4-hydroxy-3-[(methylsulfonyl)-amino]phenyl]ethyl]amino]-4-methoxy-α-methyl-N-[3-[2-(dimethylamino)ethoxy]phenyl]benzeneacetamide, trifluoroacetate**



20

- Following the procedure described in part E of Example 1
- (R), (S)-α-[[2-[(1,1-dimethylethyl)dimethylsilyl]oxy]-2-[4-
- 25 hydroxy-3-[(methylsulfonyl)amino]phenyl]ethyl]amino]-4-
- methoxybenzeneacetic acid was condensed with 3-[2-
- (dimethylamino)ethoxy]aniline to generate the title compound.
- The 3-[2-(dimethylamino)ethoxy]aniline was prepared by
- treating commercial 3-aminophenol with diethyl azo
- dicarboxylate, ϕ_3P , and 2-(dimethylamino)ethanol in THF.
- 30 ¹H NMR (300 MHz, CD₃OD), δ 2.18 (s, 3H), 2.69-2.85 (m, 2H), 2.90 (s, 3H), 2.98 (s, 6H), 3.60 (m, 2H), 3.82 (s, 3H), 4.34 (m, 2H), 4.87 (m, 1H), 6.84 (m, 2H), 7.01-7.15 (m, 4H), 7.27 (m, 2H), 7.45 (s, 1H), 7.52 (d, 2H).

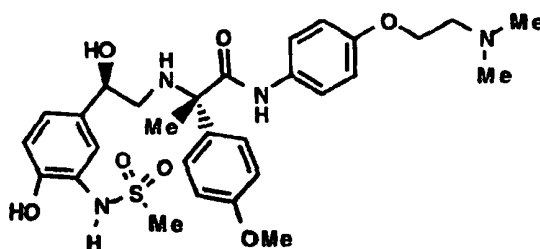
Mass (M+H)=587.

HPLC: 96% pure, retention time 11.5 minutes; protocol described in Example 1.

5

Example 18

(R), (S)- α -[[2-Hydroxy-2-[4-hydroxy-3-[(methylsulfonyl)-amino]phenyl]ethyl]amino]-4-methoxy- α -methyl-N-[4-[2-(dimethylamino)ethoxy]phenyl]benzeneacetamide,
10 trifluoroacetate



Following the procedure described in part E of Example 1
15 (R), (S)- α -[[2-[[[(1,1-dimethylethyl)dimethylsilyl]oxy]-2-[4-hydroxy-3-[(methylsulfonyl)amino]phenyl]ethyl]amino]-4-methoxybenzeneacetic acid was condensed with 4-[2-(dimethylamino)ethoxy]aniline to generate the title compound. The 4-[2-(dimethylamino)ethoxy]aniline was prepared by
20 treating commercial 4-aminophenol with DEAD, ϕ_3P , and 2-(dimethylamino)ethanol in THF.

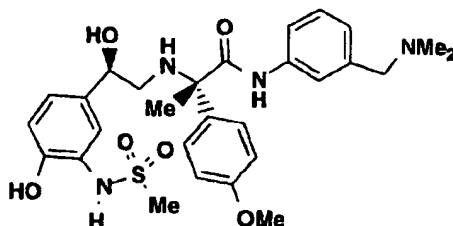
1H NMR (300 MHz, CD_3OD), δ 2.16 (s, 3H), 2.65-2.87 (m, 2H),
2.90 (s, 3H), 2.97 (s, 6H), 3.60 (m, 2H), 3.82 (s, 3H), 4.33 (m, 2H),
4.75-4.80 (m, 1H), 6.85 (d, 1H), 7.01 (d, 3H), 7.06 (d, 2H), 7.28
25 (s, 1H), 7.50 (dd, 4H).

Mass (M+H)=587.

HPLC: 99.4% pure, retention time 11.84 minutes; protocol described in Example 1.

Example 19

(R), (S)- α -[[2-Hydroxy-2-[4-hydroxy-3-[(methylsulfonyl)-amino]phenyl]ethyl]amino]-4-methoxy- α -methyl-N-[3-[(dimethylamino)methyl]phenyl]benzeneacetamide, trifluoroacetate



Following the procedure described in part E of Example 1
 10 (R), (S)- α -[[2-[[[(1,1-dimethylethyl)dimethylsilyl]oxy]-2-[4-hydroxy-3-[(methylsulfonyl)amino]phenyl]ethyl]amino]-4-methoxybenzeneacetic acid was condensed with 3-[(dimethylamino)methyl]aniline to generate the title compound. The 3-[(dimethylamino)methyl]aniline was prepared by
 15 treatment of commercial 3-nitrobenzoyl chloride with dimethylamine followed by sequential reduction with SnCl₂ in EtOAc at 20°C for 18 hours and then BH₃/THF.

¹H NMR (400 MHz, CD₃OD): δ 7.63-7.52 (m, 4H), 7.36 (t, 1H), 7.26-7.21 (m, 2H), 7.06 (d, 2H), 7.00 (dd, 1H), 6.84 (d, 1H), 4.76
 20 (dd, 1H), 3.92 (s, 2H), 3.82 (s, 3H), 2.90 (s, 3H), 2.79 (dd, 1H), 2.67 (dd, 1H), 2.49 (s, 3H), 2.48 (s, 3H), 2.18 (s, 3H).

Mass Spec (ESI) (M+H)⁺=557.

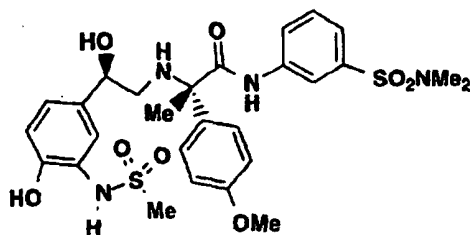
HPLC: Purity >76%; retention time = 18.87 minutes; protocol described in Example 1.

25

Example 20

(R), (S)- α -[[2-Hydroxy-2-[4-hydroxy-3-[(methylsulfonyl)-amino]phenyl]ethyl]amino]-4-methoxy- α -methyl-N-[3-[(dimethylamino)sulfonyl]phenyl]benzeneacetamide, trifluoroacetate

30



Following the procedure described in part E of Example 1
 (R), (S)- α -[[2-[[[(1,1-dimethylethyl)dimethylsilyl]oxy]-2-[4-
 5 hydroxy-3-[(methylsulfonyl)amino]phenyl]ethyl]amino]-4-
 methoxybenzeneacetic acid was condensed with 3-
 [(dimethylamino)sulfonyl]aniline to generate the title
 compound. The 3-[(dimethylamino)sulfonyl]aniline was
 prepared by sequential treatment of commercial 3-
 10 nitrobenzenesulfonyl chloride with Me_2NH in CH_2Cl_2
 containing $(i\text{-Pr})_2\text{NEt}$ followed by reduction with SnCl_2 in
 EtOAc at 20°C .

^1H NMR (400 MHz, CD_3OD): δ 8.10 (d, 1H), 7.85-82 (m, 1H),
 7.57-7.52 (m, 4H), 7.25 (d, 1H), 7.06 (d, 2H), 7.00 (dd, 1H), 6.84
 15 (d, 1H), 4.76 (dd, 1H), 3.83 (s, 3H), 2.90 (s, 3H), 2.80 (dd, 1H),
 2.69 (s, 6H), 2.64 (dd, 1H), 2.19 (s, 3H).

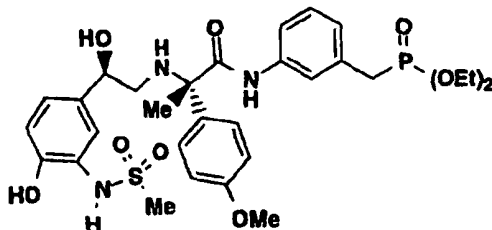
Mass Spec (ESI) $(\text{M}+\text{H})^+=607$.

HPLC: Purity >99%; retention time = 17.47 min; protocol
 described in Example 1.

20

Example 21

(R), (S)-[[3-[[2-[[2-Hydroxy-2-[4-hydroxy-3-[(methyl-
 sulfonyl)amino]phenyl]ethyl]amino]-2-(4-methoxy-
 phenyl)-1-oxopropyl]amino]phenyl]methyl]phosphonic
 25 acid, diethyl ester, trifluoroacetate

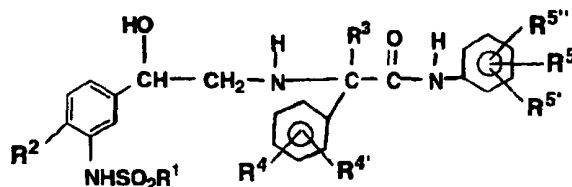


- Following the procedure described in part E of Example 1 (R), (S)- α -[[2-[[[(1,1-dimethylethyl)dimethylsilyl]oxy]-2-[4-hydroxy-3-[(methylsulfonyl)amino]phenyl]ethyl]amino]-4-methoxybenzeneacetic acid was condensed with diethyl 3-aminobenzylphosphonate to generate the title compound. The diethyl 3-aminobenzylphosphonate was prepared by sequential treatment of commercial 3-nitrobenzyl bromide with triethyl phosphite at 125°C for 6 hours followed by reduction with Na₂S₂O₄ in THF/H₂O at 100°C.
- ¹H NMR (400 MHz, CD₃OD), δ 1.25 (t, 6H), 2.18 (s, 3H), 2.66 (dd, 1H), 2.80 (dd, 1H), 2.90 (s, 3H), 3.22 (d, 2H), 3.82 (s, 3H), 4.02 (q, 2H), 4.05 (q, 2H), 4.76 (dd, 1H), 6.83 (d, 1H), 6.99-7.12 (m, 4H), 7.25-7.32 (m, 2H), 7.44 (m, 1H), 7.49-7.57 (m, 3H).
¹³C NMR (100 MHz, CD₃OD) δ 16.7 (d), 19.3, 33.7 (d), 39.6, 51.0, 56.0, 63.8 (d), 68.9, 70.0, 114.0, 115.9, 116.6, 120.8, 123.6 (d), 124.4, 125.3, 126.1, 127.7 (d), 130.0, 130.6, 133.6 (d), 133.8, 139.1 (d), 151.6, 162.7, 170.6.
- Mass (M+H) = 650.
- HPLC: 99.1% pure, retention time 20.2 minutes; protocol described in Example 1.

What is Claim 1 is:

1. A compound of the formula

I



5

or pharmaceutically acceptable salts thereof wherein:

R^1 is lower alkyl, aryl or arylalkyl;

R^2 is hydrogen, hydroxyl, hydroxymethyl or halogen;

R^3 is hydrogen or alkyl;

10

R^4 and $R^{4'}$ are independently hydrogen, alkoxy, alkoxymethyl, hydroxyl, -CN, -CON(R^6) $R^{6'}$, -CO₂ R^6 , -N(R^6) $R^{6'}$, -NR⁶COR⁸, -NR⁶SO₂R¹; or R^4 and $R^{4'}$ may together with the carbon atoms to which they are bonded form a heterocycle;

15

R^5 , $R^{5'}$ and $R^{5''}$ are independently A or B, wherein A is hydrogen, alkyl, cycloalkyl, halogen, hydroxyl, aryl, alkoxy, cyano, -SR⁷, -SOR⁷, -SO₂R⁷, -N(R^6) $R^{6'}$, -NR⁶COR⁸, -OCH₂CON(R^6) $R^{6'}$, -OCH₂CO₂ R^6 , CON(R^6) $R^{6'}$, -CO₂ R^6 ; and B is -(CH₂)_nN(R^6) $R^{6'}$, -(CH₂)_mPO(OR⁶)OR^{6'}, -(CH₂)_nNR⁶COR⁸, -O-aryl, -OCH₂CH₂N(R^6) $R^{6'}$, -COR⁷, -SO₂N(R^6) $R^{6'}$, -NR⁶CO₂R⁷, -NR⁶CO(N(R^6) $R^{6'}$), heterocycle or - R^5 and $R^{5'}$ may together with the carbon atoms to which they are bonded form a heterocycle; provided that at least one of R^5 , $R^{5'}$ and $R^{5''}$ is B;

20

R^6 and $R^{6'}$ are independently hydrogen or lower alkyl;

R^7 is lower alkyl;

25

R^8 is hydrogen, lower alkyl, aryl or arylalkyl;

m is an integer of 0 to 6; and

n is an integer of 1 to 6.

30

2. The compounds as recited in Claim 1 wherein R^1 is lower alkyl, R^2 is hydroxyl, R^3 is lower alkyl and R^4 is alkoxy.

3. The compounds as recited in Claim 1 wherein one of R^5 , $R^{5'}$ and $R^{5''}$ is -(CH₂)_mPO(OR⁶)OR^{6'}.

4. The compounds as recited in Claim 1 wherein one of R⁵, R^{5'} and R^{5''} is -(CH₂)_mPO(OR⁶)OR^{6'}, m is the integer 1 and the others are hydrogen.
5. The compounds as recited in Claim 1 wherein
R¹ is a lower alkyl;
R² is hydroxyl;
R³ is a lower alkyl;
R⁴ is alkoxy; and one of R⁵, R^{5'} and R^{5''} is
10 -(CH₂)_mPO(OR⁶)OR^{6'}.
6. The compounds as recited in Claim 1 wherein
R¹ is lower alkyl;
R² is hydroxyl;
15 R³ is lower alkyl;
R⁴ is alkoxy; and
R⁵, R^{5'} and R^{5''} are independently alkoxy.
7. The compounds as recited in Claim 1 wherein
20 R¹ is unsubstituted lower alkyl;
R² is hydroxyl;
R³ is unsubstituted lower alkyl;
R⁴ is lower alkoxy; and one of R⁵, R^{5'} and R^{5''} is
-(CH₂)_mPO(OR⁶)OR^{6'}.
- 25 8. The compound as recited in Claim 1, which is
(R), (S)-[[4-[[2-[[2-hydroxy-2-[4-hydroxy-3-[(methyl-
sulfonyl)amino]phenyl]ethyl]amino]-2-(4-methoxyphenyl)-1-
oxopropyl]amino]phenyl]methyl]phosphonic acid, diethyl ester,
30 trifluoroacetate;
(R), (S)-α-[[2-hydroxy-2-[4-hydroxy-3-[(methyl-
sulfonyl)amino]phenyl]ethyl]amino]-4-methoxy-α-methyl-N-(3-
phenoxyphenyl)benzeneacetamide, trifluoroacetate;
(R), (S)-α-[[2-hydroxy-2-[4-hydroxy-3-[(methyl-
35 sulfonyl)amino]phenyl]ethyl]amino]-4-methoxy-α-methyl-N-[4-
(2-oxazolyl)phenyl]benzeneacetamide, trifluoroacetate;

- (R), (S)- α -[[2-hydroxy-2-[4-hydroxy-3-[(methylsulfonyl)amino]phenyl]ethyl]amino]-4-methoxy- α -methyl-N-[3-(2-oxazolyl)phenyl]benzeneacetamide, trifluoroacetate;
- 5 (R), (S)- α -[[2-hydroxy-2-[4-hydroxy-3-[(methylsulfonyl)amino]phenyl]ethyl]amino]-4-methoxy- α -methyl-N-[4-(2-thiazolyl)phenyl]benzeneacetamide, trifluoroacetate;
- (R), (S)- α -[[2-hydroxy-2-[4-hydroxy-3-[(methylsulfonyl)amino]phenyl]ethyl]amino]-4-methoxy- α -methyl-N-[3-(2-thiazolyl)phenyl]benzeneacetamide, trifluoroacetate;
- 10 (R), (S)- α -[[2-hydroxy-2-[4-hydroxy-3-[(methylsulfonyl)amino]phenyl]ethyl]amino]-4-methoxy- α -methyl-N-[3-chloro-4-(2-thiazolyl)phenyl]benzeneacetamide, trifluoroacetate;
- (R), (S)- α -[[2-hydroxy-2-[4-hydroxy-3-[(methylsulfonyl)amino]phenyl]ethyl]amino]-4-methoxy- α -methyl-N-[3-chloro-4-(2-oxazolyl)phenyl]benzeneacetamide, trifluoroacetate;
- 15 (R), (S)- α -[[2-hydroxy-2-[4-hydroxy-3-[(methylsulfonyl)amino]phenyl]ethyl]amino]-4-methoxy- α -methyl-N-[3-(2-oxazolyl)-4-chlorophenyl]benzeneacetamide, trifluoroacetate;
- (R), (S)- α -[[2-hydroxy-2-[4-hydroxy-3-[(methylsulfonyl)amino]phenyl]ethyl]amino]-4-methoxy- α -methyl-N-(3-acetylphenyl)benzeneacetamide, trifluoroacetate;
- 20 (R), (S)- α -[[2-hydroxy-2-[4-hydroxy-3-[(methylsulfonyl)amino]phenyl]ethyl]amino]-4-methoxy- α -methyl-N-(3-aminosulfonylphenyl)benzeneacetamide;
- 25 (R), (S)- α -[[2-hydroxy-2-[4-hydroxy-3-[(methylsulfonyl)amino]phenyl]ethyl]amino]-4-methoxy- α -methyl-N-[[3-[[[(propylamino)carbonyl]amino]phenyl]-benzeneacetamide, trifluoroacetate;
- (R), (S)- α -[[2-hydroxy-2-[4-hydroxy-3-[(methylsulfonyl)amino]phenyl]ethyl]amino]-4-methoxy- α -methyl-N-[[4-[[[(propylamino)carbonyl]amino]phenyl]-benzeneacetamide, trifluoroacetate;
- 30 (R), (S)-[3-[[2-[[2-hydroxy-2-[4-hydroxy-3-[(methylsulfonyl)amino]phenyl]ethyl]amino]-2-(4-methoxyphenyl)-1-oxopropyl]aminophenyl]carbamic acid, propyl ester,
- 35 trifluoroacetate;

(R), (S)- α -[[2-hydroxy-2-[4-hydroxy-3-[(methylsulfonyl)amino]phenyl] ethyl]amino]-4-methoxy- α -methyl-N-(3-aminosulfonyl-4-chlorophenyl)benzeneacetamide;

(R), (S)-[[4-[[2-[[2-hydroxy-2-[4-hydroxy-3-
5 [(methylsulfonyl)amino]phenyl]ethyl]amino]-2-(4-methoxyphenyl)-1-oxopropyl]amino]-3-chlorophenyl]-methyl]phosphonic acid, diethyl ester, trifluoroacetate;

(R), (S)- α -[[2-hydroxy-2-[4-hydroxy-3-[(methylsulfonyl)amino]phenyl]ethyl]amino]-4-methoxy- α -methyl-N-[3-
10 [2-(dimethylamino)ethoxy]phenyl]benzeneacetamide, trifluoroacetate;

(R), (S)- α -[[2-hydroxy-2-[4-hydroxy-3-[(methylsulfonyl)amino]phenyl]ethyl]amino]-4-methoxy- α -methyl-N-[4-
15 [2-(dimethylamino)ethoxy]phenyl]benzeneacetamide, trifluoroacetate;

(R), (S)- α -[[2-hydroxy-2-[4-hydroxy-3-[(methylsulfonyl)amino]phenyl]ethyl]amino]-4-methoxy- α -methyl-N-[3-
20 [(dimethylamino)methyl]phenyl]benzeneacetamide, trifluoroacetate;

(R), (S)- α -[[2-hydroxy-2-[4-hydroxy-3-[(methylsulfonyl)amino]phenyl]ethyl]amino]-4-methoxy- α -methyl-N-[3-
25 [(dimethylamino)sulfonyl]phenyl]benzeneacetamide, trifluoroacetate;

(R), (S)-[[3-[[2-[[2-hydroxy-2-[4-hydroxy-3-[(methylsulfonyl)amino]phenyl]ethyl]amino]-2-(4-methoxyphenyl)-1-
25 oxopropyl]amino]phenyl]methyl]phosphonic acid, diethyl ester, trifluoroacetate; or

a pharmaceutically acceptable salt thereof.

30 9. The compound as recited in Claim 1, which is (R), (S)-[[4-[[2-[[2-hydroxy-2-[4-hydroxy-3-[(methylsulfonyl)amino]phenyl]ethyl]amino]-2-(4-methoxyphenyl)-1-oxopropyl]amino]phenyl]-methyl]phosphonic acid, diethyl ester, trifluoroacetate or a pharmaceutically acceptable salt thereof.

35

10. A pharmaceutical composition comprising a compound of Claim 1 and a pharmaceutically acceptable carrier.

11. A method for treating diabetes comprising administering to a mammalian specie in need thereof a therapeutically effective amount of a composition of Claim 10.
- 5
12. A method for treating obesity comprising administering to a mammalian specie in need thereof a therapeutically effective amount of a composition of Claim 10.
- 10
13. A method for treating intestinal hypermotility comprising administering to a mammalian specie in need thereof a therapeutically effective amount of a composition of Claim 10.
14. A pharmaceutical composition comprising a compound of Claim 1 in combination with a beta₁ or beta₂ adrenergic blocker or stimulant and a pharmaceutically acceptable carrier.
- 15
15. A method for treating diabetes comprising administering to a mammalian specie in need thereof a therapeutically effective amount of a composition of Claim 14.
- 20
16. A method for treating obesity comprising administering to a mammalian specie in need thereof a therapeutically effective amount of a composition of Claim 14.
- 25
17. A method for treating gastrointestinal diseases comprising administering to a mammalian specie in need thereof a therapeutically effective amount of a composition of Claim 14.
- 30
18. A pharmaceutical composition comprising a compound of Claim 1 in combination with a centrally or systemically active agent which reduces food intake and a pharmaceutically acceptable carrier.
- 35
19. The pharmaceutical composition as recited in Claim 18 wherein the centrally or systemically active agent which reduces food intake is leptin.

20. A method for treating diabetes comprising administering to a mammalian specie in need thereof a therapeutically effective amount of a composition of Claim 18.

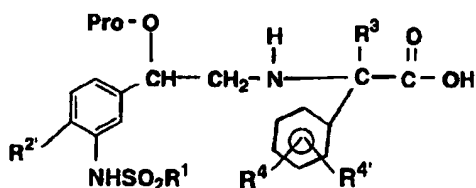
5

21. A method for treating obesity comprising administering to a mammalian specie in need thereof a therapeutically effective amount of a composition of Claim 18.

10 22. A method for treating gastrointestinal diseases comprising administering to a mammalian specie in need thereof a therapeutically effective amount of a composition of Claim 18.

23. A compound of the formula

15 VII



where

Pro is a protecting group;

R¹ is lower alkyl, aryl or arylalkyl;

20 R² is hydrogen, hydroxyl, halogen, -CO₂R⁷, -CH₂OPro', or -O-Pro', where Pro' is a protecting group;

R³ is hydrogen or alkyl;

R⁴ and R^{4'} are independently hydrogen, alkoxy, hydroxyl, alkoxymethyl, -CN, -CON(R⁶)R^{6'}, -CO₂R⁷, -N(R⁶)R^{6'},

25 -NR⁶COR⁸, -NR⁶SO₂R¹; or R⁴ and R^{4'} may together with the carbon atoms to which they are bonded form a heterocycle;

R⁶ and R^{6'} are independently hydrogen or lower alkyl;

R⁷ is lower alkyl; and

R⁸ is hydrogen, lower alkyl, aryl or arylalkyl.

INTERNATIONAL SEARCH REPORT

International application No.
PCT/US97/05324

A. CLASSIFICATION OF SUBJECT MATTER																													
IPC(6) :A61K 31/18, 31/42, 31/425 US CL :514/439, 471, 603, 605, 866, 909, 910 According to International Patent Classification (IPC) or to both national classification and IPC																													
B. FIELDS SEARCHED																													
Minimum documentation searched (classification system followed by classification symbols) U.S. : 514/439, 471, 603, 605, 866, 909, 910																													
Documentation searched other than minimum documentation to the extent that such documents are included in the fields searched None																													
Electronic data base consulted during the international search (name of data base and, where practicable, search terms used) CAS ONLINE																													
C. DOCUMENTS CONSIDERED TO BE RELEVANT																													
Category*	Citation of document, with indication, where appropriate, of the relevant passages	Relevant to claim No.																											
A,P	Chem. abstr., Vol. 125, No. 11, 09 September 1996 (Columbus, OH, USA), page 244, columns 1 and 2, bridging paragraph, the abstract No. 133411f, ZHONG, H. et al. 'Inducible Expression of .Beta.1- and .Beta.2-Adrenergic Receptors in Rat C6 Glioma Cells: Functional Interactions Between Closely Related Subtypes.' Mol. Pharmacol. 1996, 50(1), 175-184.	1-23																											
<input type="checkbox"/> Further documents are listed in the continuation of Box C. <input type="checkbox"/> See patent family annex.																													
<table border="0"> <tr> <td>* Special categories of cited documents:</td> <td>* T</td> <td>later document published after the international filing date or priority date and not in conflict with the application but cited to understand the principle or theory underlying the invention</td> </tr> <tr> <td>* A</td> <td></td> <td>document defining the general state of the art which is not considered to be of particular relevance</td> </tr> <tr> <td>* E</td> <td></td> <td>earlier document published on or after the international filing date</td> </tr> <tr> <td>* L</td> <td></td> <td>document which may throw doubt on priority claim(s) or which is cited to establish the publication date of another citation or other special reason (as specified)</td> </tr> <tr> <td>* O</td> <td></td> <td>document referring to an oral disclosure, use, exhibition or other means</td> </tr> <tr> <td>* P</td> <td></td> <td>document published prior to the international filing date but later than the priority date claimed</td> </tr> <tr> <td></td> <td>* X</td> <td>document of particular relevance; the claimed invention cannot be considered novel or cannot be considered to involve an inventive step when the document is taken alone</td> </tr> <tr> <td></td> <td>* Y</td> <td>document of particular relevance; the claimed invention cannot be considered to involve an inventive step when the document is combined with one or more other such documents, such combination being obvious to a person skilled in the art</td> </tr> <tr> <td></td> <td>* Z</td> <td>document member of the same patent family</td> </tr> </table>			* Special categories of cited documents:	* T	later document published after the international filing date or priority date and not in conflict with the application but cited to understand the principle or theory underlying the invention	* A		document defining the general state of the art which is not considered to be of particular relevance	* E		earlier document published on or after the international filing date	* L		document which may throw doubt on priority claim(s) or which is cited to establish the publication date of another citation or other special reason (as specified)	* O		document referring to an oral disclosure, use, exhibition or other means	* P		document published prior to the international filing date but later than the priority date claimed		* X	document of particular relevance; the claimed invention cannot be considered novel or cannot be considered to involve an inventive step when the document is taken alone		* Y	document of particular relevance; the claimed invention cannot be considered to involve an inventive step when the document is combined with one or more other such documents, such combination being obvious to a person skilled in the art		* Z	document member of the same patent family
* Special categories of cited documents:	* T	later document published after the international filing date or priority date and not in conflict with the application but cited to understand the principle or theory underlying the invention																											
* A		document defining the general state of the art which is not considered to be of particular relevance																											
* E		earlier document published on or after the international filing date																											
* L		document which may throw doubt on priority claim(s) or which is cited to establish the publication date of another citation or other special reason (as specified)																											
* O		document referring to an oral disclosure, use, exhibition or other means																											
* P		document published prior to the international filing date but later than the priority date claimed																											
	* X	document of particular relevance; the claimed invention cannot be considered novel or cannot be considered to involve an inventive step when the document is taken alone																											
	* Y	document of particular relevance; the claimed invention cannot be considered to involve an inventive step when the document is combined with one or more other such documents, such combination being obvious to a person skilled in the art																											
	* Z	document member of the same patent family																											
Date of the actual completion of the international search 01 AUGUST 1997		Date of mailing of the international search report 22 AUG 1997																											
Name and mailing address of the ISA/US Commissioner of Patents and Trademarks Box PCT Washington, D.C. 20231 Facsimile No. (703) 305-3230		Authorized officer Peter G. O'Sullivan <i>J.G.B.</i> Telephone No. (703)308-1235 <i>TCM</i>																											